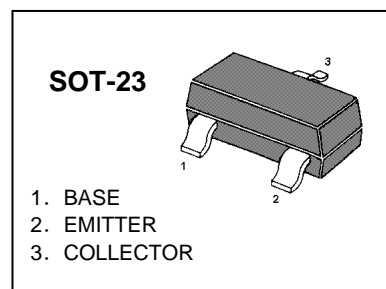


## TRANSISTOR (NPN)

### FEATURES

- Complimentary to MMBT8550
- Collector Current:  $I_C=0.8A$

MARKING:D9D



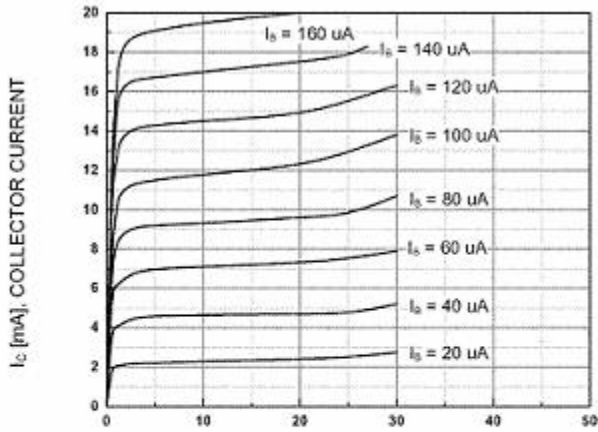
### MAXIMUM RATINGS ( $T_A=25^{\circ}C$ unless otherwise noted)

Symbol	Parameter	Value	Units
$V_{CBO}$	Collector-Base Voltage	40	V
$V_{CEO}$	Collector-Emitter Voltage	25	V
$V_{EBO}$	Emitter-Base Voltage	5	V
$I_C$	Collector Current -Continuous	0.8	A
$P_C$	Collector Dissipation	0.3	W
$T_j$	Junction Temperature	150	$^{\circ}C$
$T_{stg}$	Storage Temperature	-55-150	$^{\circ}C$

### ELECTRICAL CHARACTERISTICS ( $T_{amb}=25^{\circ}C$ unless otherwise specified)

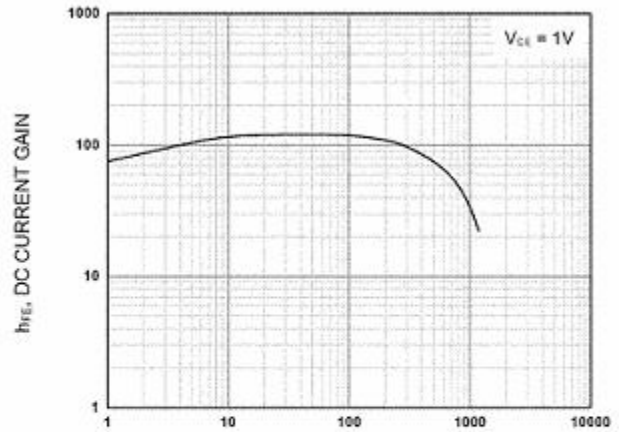
Parameter	Symbol	Test conditions	MIN	TYP	MAX	UNIT
Collector-base breakdown voltage	$V_{(BR)CBO}$	$I_C=100\mu A, I_E=0$	40			V
Collector-emitter breakdown voltage	$V_{(BR)CEO}$	$I_C=1mA, I_B=0$	25			V
Emitter-base breakdown voltage	$V_{(BR)EBO}$	$I_E=100\mu A, I_C=0$	5			V
Collector cut-off current	$I_{CBO}$	$V_{CB}=40V, I_E=0$			0.1	$\mu A$
Collector cut-off current	$I_{CEO}$	$V_{CB}=20V, I_E=0$			0.1	$\mu A$
Emitter cut-off current	$I_{EBO}$	$V_{EB}=5V, I_C=0$			0.1	$\mu A$
DC current gain	$H_{FE(1)}$	$V_{CE}=1V, I_C=50mA$	200		350	
	$H_{FE(2)}$	$V_{CE}=1V, I_C=500mA$	50			
Collector-emitter saturation voltage	$V_{CE(sat)}$	$I_C=500mA, I_B=50mA$			0.6	V
Base-emitter saturation voltage	$V_{BE(sat)}$	$I_C=500mA, I_B=50mA$			1.2	V
Transition frequency	$f_T$	$V_{CE}=6V, I_C=20mA$ $f=30MHz$	150			MHz

## Typical Characteristics



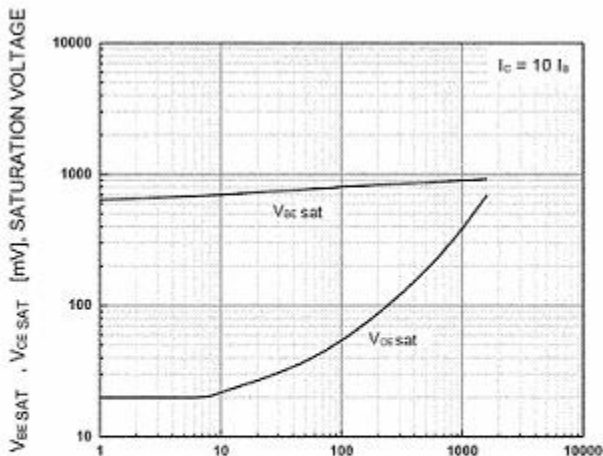
$V_{CE}$  [V], COLLECTOR-EMITTER VOLTAGE

**Static Characteristic**



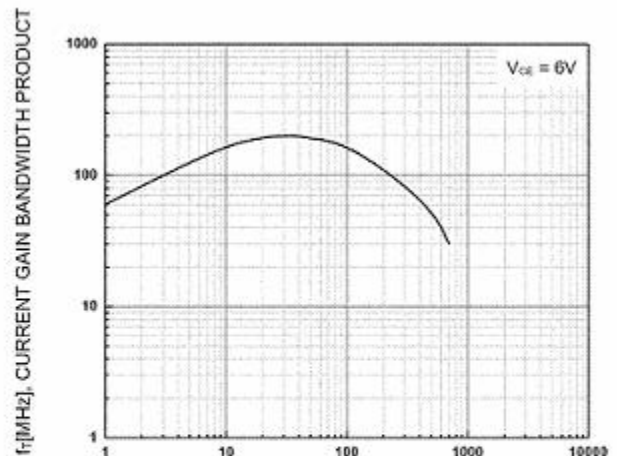
$I_C$  [mA], COLLECTOR CURRENT

**DC current Gain**



$I_C$  [mA], COLLECTOR CURRENT

**Base-Emitter Saturation Voltage  
Collector-Emitter Saturation Voltage**



$I_C$  [mA], COLLECTOR CURRENT

**Current Gain Bandwidth Product**

## PACKAGE OUTLINE

Plastic surface mounted package; 3 leads

SOT-23

