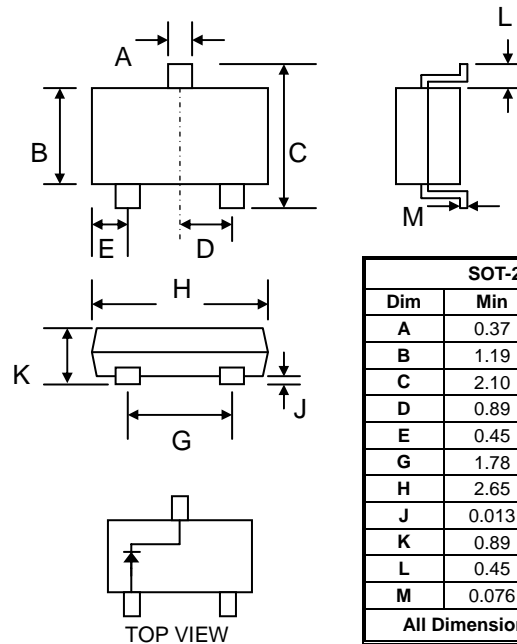


350mW SURFACE MOUNT ZENER DIODE

Features

- Planar Die Construction
- 350mW Power Dissipation
- 2.4 – 51V Nominal Zener Voltage
- 5% Standard Vz Tolerance
- Designed for Surface Mount Application
- Plastic Material – UL Recognition Flammability Classification 94V-O



SOT-23		
Dim	Min	Max
A	0.37	0.51
B	1.19	1.40
C	2.10	2.50
D	0.89	1.05
E	0.45	0.61
G	1.78	2.05
H	2.65	3.05
J	0.013	0.15
K	0.89	1.10
L	0.45	0.61
M	0.076	0.178
All Dimensions in mm		

Mechanical Data

- Case: SOT-23, Molded Plastic
- Terminals: Plated Leads Solderable per MIL-STD-202, Method 208
- Polarity: See Diagram
- Weight: 0.008 grams (approx.)
- Mounting Position: Any
- Marking: Device Code, See Page 2
- **Lead Free: For RoHS / Lead Free Version, Add “-LF” Suffix to Part Number, See Page 4**

Maximum Ratings @ $T_A=25^{\circ}\text{C}$ unless otherwise specified

Characteristic	Symbol	Value	Unit
Peak Pulse Power Dissipation at $T_A = 25^{\circ}\text{C}$ (Note 1)	P_d	350	mW
Forward Voltage @ $I_F = 10\text{mA}$	V_F	0.9	V
Thermal Resistance Junction to Ambient (Note 1)	$R_{\theta JA}$	357	$^{\circ}\text{C/W}$
Operating and Storage Temperature Range	T_j, T_{STG}	-65 to +150	$^{\circ}\text{C}$

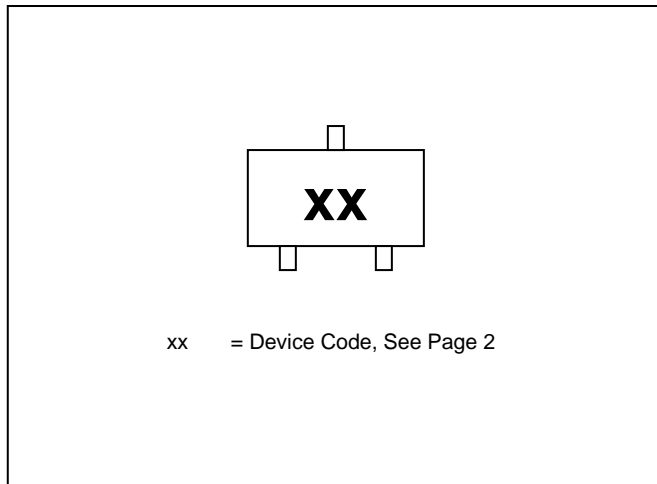
Note: 1. Valid provided that device terminals are kept at ambient temperature.

Electrical Characteristics @ $T_A=25^{\circ}\text{C}$ unless otherwise specified

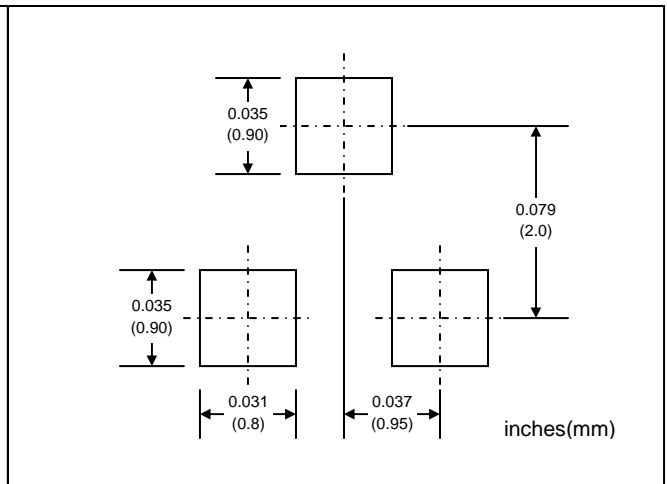
Type Number (Note 1)	Device Marking Code	Zener Voltage Range (Note 2)			Maximum Zener Impedance (Note 3)				Max Reverse Leakage Current		Typical Temp. Coefficient of Zener Voltage (%/K)
		V _Z @ I _{ZT}			Z _{ZT} @ I _{ZT}		Z _{ZK} @ I _{ZK}		I _R	@ V _R	
		Nom (V)	Min (V)	Max (V)	(Ω)	(mA)	(Ω)	(mA)	(μA)	(V)	
MMBZ5221B	C1	2.4	2.28	2.52	30	20	1200	0.25	100	1.0	-0.075
MMBZ5222B	C2	2.5	2.38	2.63	30	20	1250	0.25	100	1.0	-0.075
MMBZ5223B	C3	2.7	2.57	2.84	30	20	1300	0.25	75	1.0	-0.075
MMBZ5225B	C5	3.0	2.85	3.15	30	20	1600	0.25	50	1.0	-0.075
MMBZ5226B	D1	3.3	3.14	3.47	28	20	1600	0.25	25	1.0	-0.070
MMBZ5227B	D2	3.6	3.42	3.78	24	20	1700	0.25	15	1.0	-0.065
MMBZ5228B	D3	3.9	3.71	4.10	23	20	1900	0.25	10	1.0	-0.060
MMBZ5229B	D4	4.3	4.09	4.52	22	20	2000	0.25	5.0	1.0	-0.055
MMBZ5230B	D5	4.7	4.47	4.94	19	20	1900	0.25	5.0	2.0	± 0.030
MMBZ5231B	E1	5.1	4.85	5.36	17	20	1600	0.25	5.0	2.0	± 0.030
MMBZ5232B	E2	5.6	5.32	5.88	11	20	1600	0.25	5.0	3.0	+0.038
MMBZ5234B	E4	6.2	5.89	6.51	7.0	20	1000	0.25	5.0	4.0	+0.045
MMBZ5235B	E5	6.8	6.46	7.14	5.0	20	750	0.25	3.0	5.0	+0.050
MMBZ5236B	F1	7.5	7.13	7.88	6.0	20	500	0.25	3.0	6.0	+0.058
MMBZ5237B	F2	8.2	7.79	8.61	8.0	20	500	0.25	3.0	6.0	+0.062
MMBZ5239B	F4	9.1	8.65	9.56	10	20	600	0.25	3.0	6.5	+0.068
MMBZ5240B	F5	10	9.50	10.50	17	20	600	0.25	3.0	8.0	+0.075
MMBZ5241B	H1	11	10.45	11.55	22	20	600	0.25	2.0	8.4	+0.076
MMBZ5242B	H2	12	11.40	12.60	30	20	600	0.25	1.0	9.1	+0.077
MMBZ5243B	H3	13	12.35	13.65	13	9.5	600	0.25	0.5	9.9	+0.079
MMBZ5245B	H5	15	14.25	15.75	16	8.5	600	0.25	0.1	11	+0.082
MMBZ5246B	J1	16	15.20	16.80	17	7.8	600	0.25	0.1	12	+0.083
MMBZ5248B	J3	18	17.10	18.90	21	7.0	600	0.25	0.1	14	+0.085
MMBZ5250B	J5	20	19.00	21.00	25	6.2	600	0.25	0.1	15	+0.086
MMBZ5251B	K1	22	20.90	23.10	29	5.6	600	0.25	0.1	17	+0.087
MMBZ5252B	K2	24	22.80	25.20	33	5.2	600	0.25	0.1	18	+0.087
MMBZ5254B	K4	27	25.65	28.35	41	5.0	600	0.25	0.1	21	+0.090
MMBZ5255B	K5	28	26.60	29.40	44	4.5	600	0.25	0.1	21	+0.091
MMBZ5256B	M1	30	28.50	31.50	49	4.2	600	0.25	0.1	23	+0.091
MMBZ5257B	M2	33	31.35	34.65	58	3.8	700	0.25	0.1	25	+0.092
MMBZ5258B	M3	36	34.20	37.80	70	3.4	700	0.25	0.1	27	+0.093
MMBZ5259B	M4	39	37.05	40.95	80	3.2	800	0.25	0.1	30	+0.094
MMBZ5260B	M5	43	40.85	45.15	93	3.0	900	0.25	0.1	33	+0.095
MMBZ5261B	N1	47	44.65	49.35	105	2.7	1000	0.25	0.1	36	+0.095
MMBZ5262B	N2	51	48.45	53.55	125	2.5	1100	0.25	0.1	39	+0.096

- Note: 1. Type numbers listed have standard tolerance on the nominal zener voltage of $\pm 5\%$.
2. Measured with pulses $t_p = 1\text{ms}$.
3. $f = 1\text{KHz}$

MARKING INFORMATION



RECOMMENDED FOOTPRINT



PACKAGING INFORMATION

TAPE & REEL

Inspection Hole
178mm
Product ID Label
8mm
4mm
8mm
4mm
1.6mm
Direction of Unreeling

Reel Diameter (mm)	Quantity (PCS)	Inner Box Size L x W x H (mm)	Quantity (PCS)	Carton Size L x W x H (mm)	Quantity (PCS)	Approx. Gross Weight (KG)
178	3,000	187 x 187 x 65	15,000	390 x 240 x 420	150,000	10.0

Note: 1. Anti-static plastic reel, white, water clear or blue color. Inspection hole might be varied in different alignment.
2. Components are packed in accordance with EIA standard 481-1 and 481-2.

ORDERING INFORMATION

Product No.	Package Type	Shipping Quantity
MMBZ52xxB-T1	SOT-23	3000/Tape & Reel

1. Shipping quantity given is for minimum packing quantity only. For minimum order quantity, please consult the Sales Department.
2. **To order RoHS / Lead Free version (with Lead Free finish), add "-LF" suffix to part number above. For example, MMBZ5221B-T1-LF.**

Won-Top Electronics Co., Ltd (WTE) has checked all information carefully and believes it to be correct and accurate. However, WTE cannot assume any responsibility for inaccuracies. Furthermore, this information does not give the purchaser of semiconductor devices any license under patent rights to manufacturer. WTE reserves the right to change any or all information herein without further notice.

WARNING: DO NOT USE IN LIFE SUPPORT EQUIPMENT. WTE power semiconductor products are not authorized for use as critical components in life support devices or systems without the express written approval.

Won-Top Electronics Co., Ltd.

No. 44 Yu Kang North 3rd Road, Chine Chen Dist., Kaohsiung, Taiwan

Phone: 886-7-822-5408 or 886-7-822-5410

Fax: 886-7-822-5417

Email: sales@wontop.com

Internet: <http://www.wontop.com>

We power your everyday.