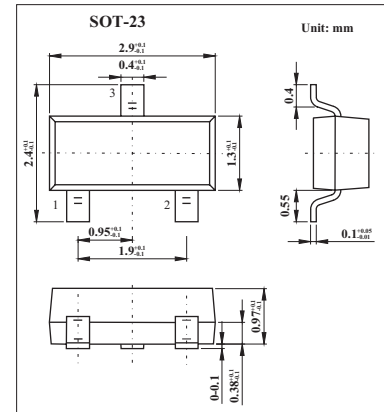
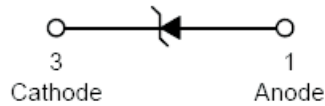


MMBZ5250B

■ Features

- Planar Die Construction
- General Purpose, Medium Current
- Ideally Suited for Automated Assembly Processes



■ Absolute Maximum Ratings Ta = 25°C

Parameter	Symbol	Rating	Unit
Forward Voltage @ IF = 10mA	VF	0.9	V
Power Dissipation *1	Pd	350	mW
Thermal Resistance, Junction to Ambient Air *1	RθJA	357	°C/W
Operating and Storage Temperature Range	Tj, TSTG	-65 to +150	°C

*1. Part mounted on FR-4 PC board with recommended pad layout

■ Electrical Characteristics @TA=25°C unless otherwise specified

Type Number	Zener Voltage Range *1				Maximum Zener Impedance *2		Maximum Reverse Leakage Current *1	
	Vz @ IZT			IZT mA	ZzT @ IZT Ω	ZzK @ Izk= 0.25mA Ω	IR uA	@ VR V
	Nom (V)	Min (V)	Max (V)					
MMBZ5250B	20	19	21	6.2	25	600	0.1	15

*1. Short duration test pulse used to minimize self-heating effect.

*2. f = 1KHz.

■ Marking

Marking	KJ5
---------	-----

MMBZ5250B

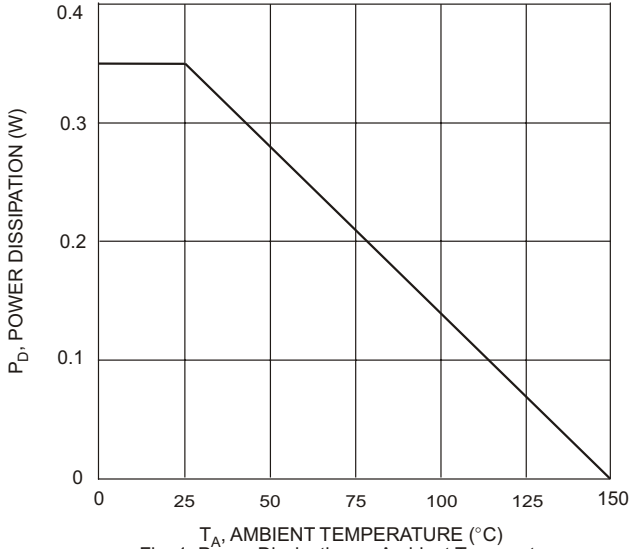


Fig. 1 Power Dissipation vs Ambient Temperature

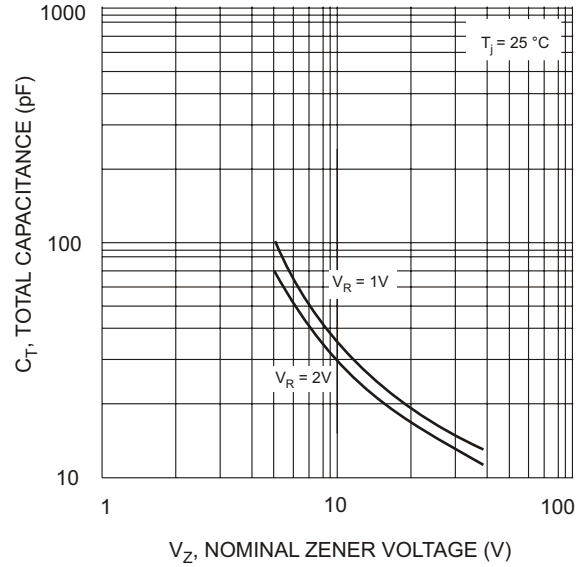


Fig. 2 Total Capacitance vs Nominal Zener Voltage

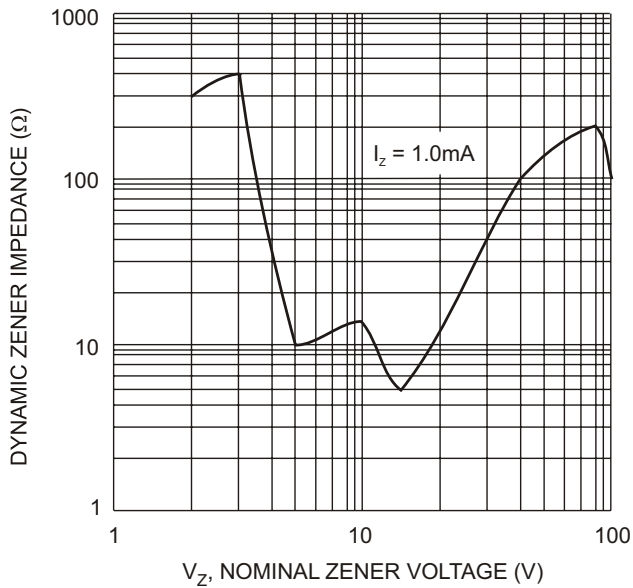


Fig. 3 Zener Voltage vs. Zener Impedance

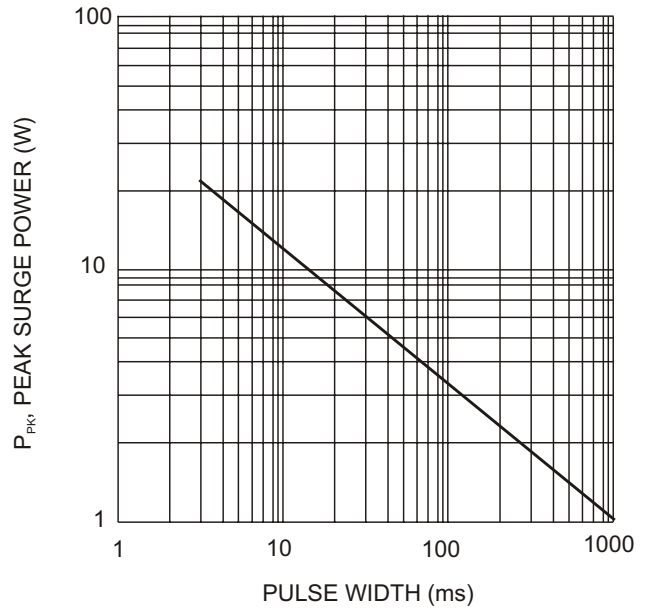


Fig. 4 Maximum Non-repetitive Surge Power

MMBZ5250B

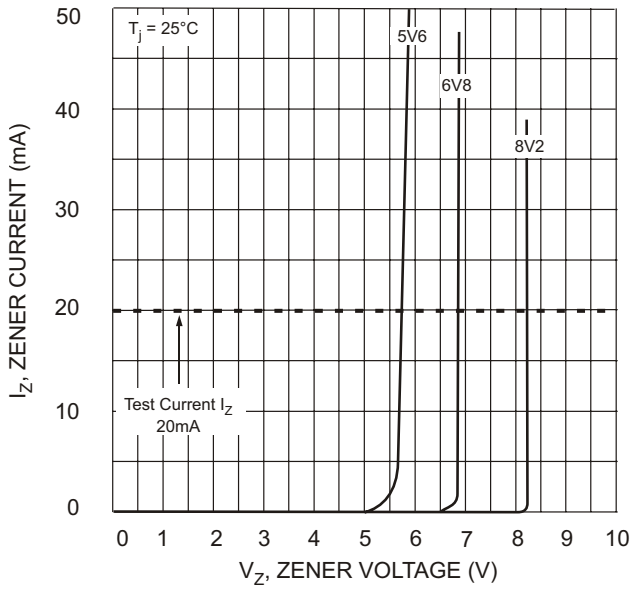


Fig. 5 Zener Breakdown Characteristics

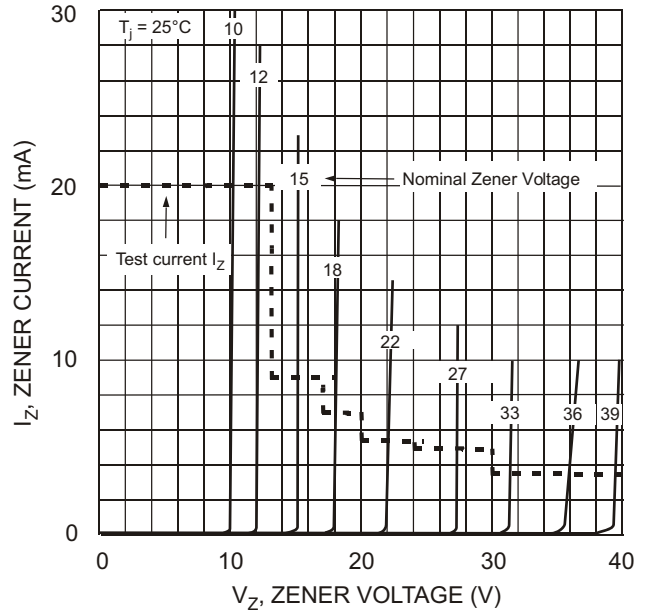


Fig. 6 Zener Breakdown Characteristics