



MMVL3700

SURFACE MOUNT PIN DIODE

VOLTAGE 200 Volts **POWER** 200 mW

SOD-323 Unit: inch (mm)

FEATURES

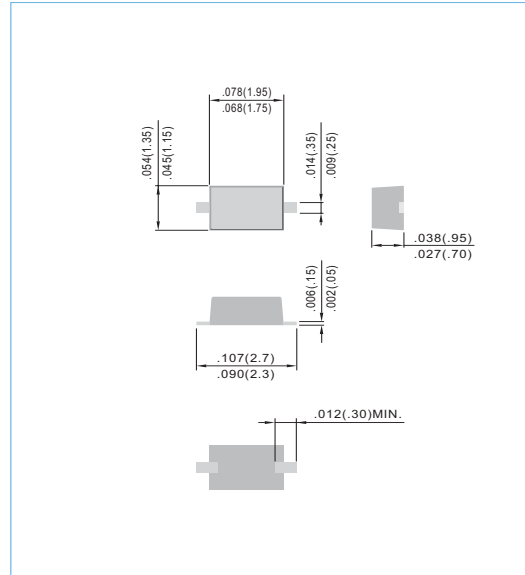
- High reverse breakdown voltage (200V min)
- Very low series resistance at 100MHz (0.7Ω typical @ $I_F=10\text{mA}$)
- Long minority carrier lifetime ($T_{rr}=300\text{ns}$ typical)
- Low capacitance (0.5 pF typical @ $V_R=20\text{V}$)
- Surface mount package ideally suited for automatic insertion
- Pb free product are available : 99% Sn above can meet RoHS environment substance directive request

MECHANICAL DATA

Case: SOD-323, Plastic

Terminals: Solderable per MIL-STD-750, Method 2026

Approx. Weight: 0.0041 gram



ABSOLUTE RATINGS

PARAMETER	SYMBOL	VALUE	UNIT
Maximum Reverse Voltage	V_R	200	V
Continuous Forward Current	I_F	0.2	A

THERMAL CHARACTERISTICS

PARAMETER	SYMBOL	VALUE	UNIT
Power Dissipation (1)	P_{TOT}	200	mW
Thermal Resistance, Junction to Ambient (1)	$R_{\theta JA}$	625	°C/W
Junction Temperature	T_J	-55 to 150	°C
Storage Temperature	T_{STG}	-55 to 150	°C

Note 1. FR-5 Board=1.0x0.75x0.062 in.



MMVL3700

ELECTRICAL CHARACTERISTICS ($T_J=25^\circ\text{C}$, unless otherwise noted)

PARAMETER	SYMBOL	TEST CONDITION	MIN.	TYP.	MAX.	UNIT
Reverse Breakdown Voltage	$V_{(BR)}$	$I_R=10\mu\text{A}$	200	-	-	V
Reverse Current	I_R	$V_R=150\text{V}$	-	-	100	nA
Series Resistance	R_S	$I_F=10\text{mA}, f=100\text{MHz}$	-	0.7	1.0	Ω
Total Capacitance	C_T	$V_R=20\text{V}, f=1\text{MHz}$	-	0.7	1.0	pF
Reverse Recovery Time	t_{rr}	$I_F=I_R=10\text{mA}$	-	300	-	ns

CHARACTERISTIC CURVES

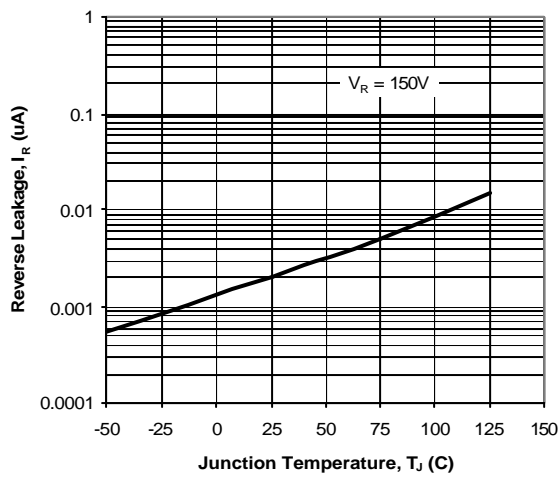


Figure 1. Leakage Current

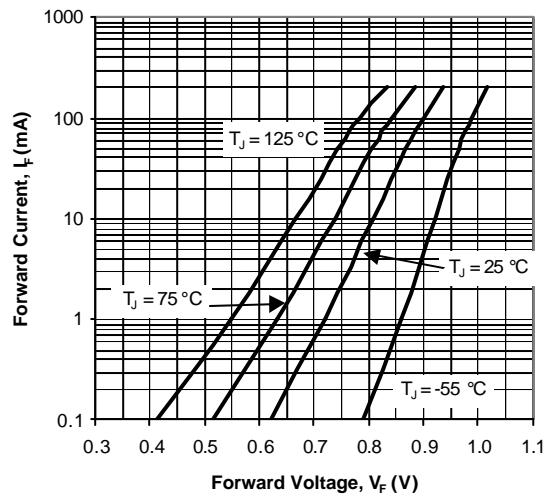


Figure 2. Forward Voltage

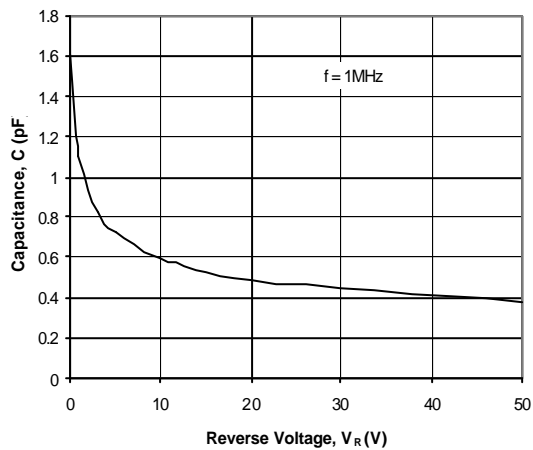


Figure 3. Capacitance

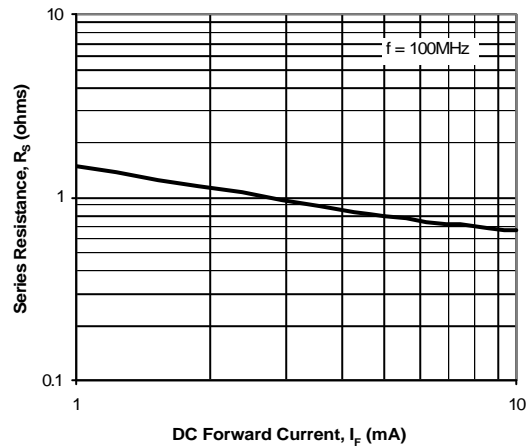
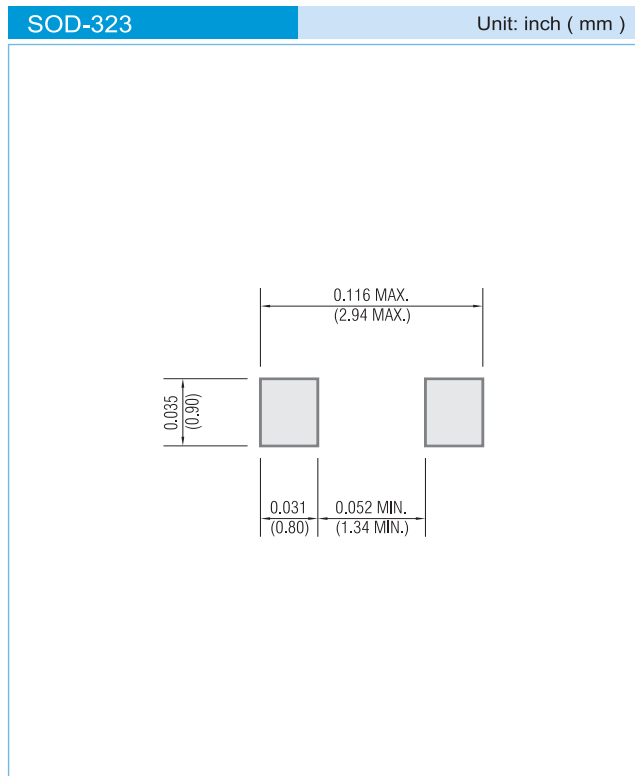


Figure 4. Series Resistance



MMVL3700

MOUNTING PAD LAYOUT



ORDER INFORMATION

- Packing information
 - T/R - 12K per 13" plastic Reel
 - T/R - 5K per 7" plastic Reel

LEGAL STATEMENT

Copyright PanJit International, Inc 2006

The information presented in this document is believed to be accurate and reliable. The specifications and information herein are subject to change without notice. Pan Jit makes no warranty, representation or guarantee regarding the suitability of its products for any particular purpose. Pan Jit products are not authorized for use in life support devices or systems. Pan Jit does not convey any license under its patent rights or rights of others.