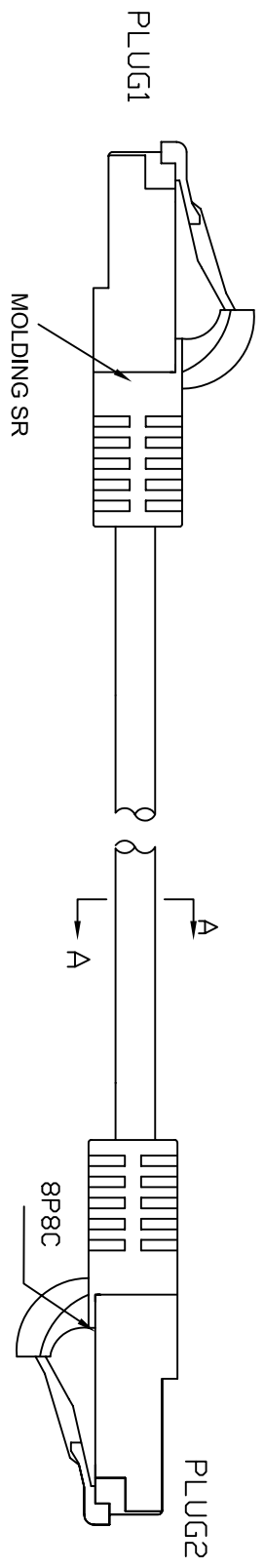
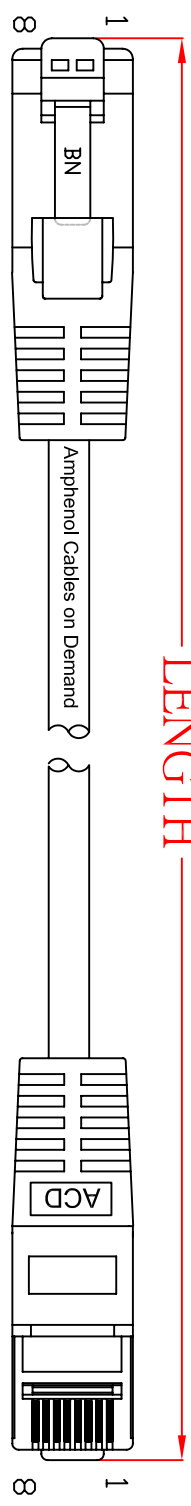


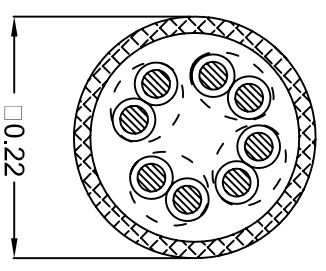
THE INFORMATION CONTAINED IN THIS DRAWING IS THE SOLE PROPERTY OF AMPHENOL CABLES ON DEMAND. ANY REPRODUCTION OR DISCLOSURE TO THIRD PARTIES IN PART OR WHOLE WITHOUT THE EXPRESS WRITTEN PERMISSION OF AMPHENOL CABLES ON DEMAND IS PROHIBITED.

REV.	DESCRIPTION	DATE	APPROVED
A1	CHANGE PLUG BOOT TO MOLDED SR	01/03/07	



LENGTH & P/N Table

LENGTH	P/N	Cable Color
3FT ±1 inch	MP-5ERJ45UNNNO-003	Orange
5FT ±2 inch	MP-5ERJ45UNNNO-005	Orange
7FT ±2 inch	MP-5ERJ45UNNNO-007	Orange
10FT ±3 inch	MP-5ERJ45UNNNO-010	Orange
14FT ±3 inch	MP-5ERJ45UNNNO-014	Orange
25FT ±4 inch	MP-5ERJ45UNNNO-025	Orange
50FT ±8 inch	MP-5ERJ45UNNNO-050	Orange
75FT ±8 inch	MP-5ERJ45UNNNO-075	Orange
100FT ±8 inch	MP-5ERJ45UNNNO-100	Orange



PIN OUT: T568B		
PLUG 1	PLUG 2	COLOR
PIN 1	PIN 1	WHITE/ORANGE
PIN 2	PIN 2	ORANGE
PIN 3	PIN 3	WHITE/GREEN
PIN 4	PIN 4	BLUE
PIN 5	PIN 5	WHITE/BLUE
PIN 6	PIN 6	GREEN
PIN 7	PIN 7	WHITE/BROWN
PIN 8	PIN 8	BROWN

UNLESS OTHERWISE SPECIFIED DIMENSIONS ARE IN INCHES TOLERANCES ARE:

DECIMALS	±.X	ANGLES	±X°
X	±.XX		
XX	±.XXX		
XXX	±.XXX		



EAR NO.	DATE
APPROVALS	01/03/07
DRAWN	01/03/07
CHECKED	
RESP ENG	01/03/07
MFG ENG	

Amphenol Cables on Demand
 20 VALLEY ST. ENDICOTT, NY 13760
 ASM CBL RJ45/RJ45 CAT.5E
 4PR PATCH CORDS

SIZE	DWG. NO.	REV.
A	MP-5ERJ45UNNNO-XXX	A1