


Type MRF

Fast Acting Radial Lead Micro Fuse Series

RoHS Compliant

MRFD0106



Electrical Characteristics (IEC-127-3 STANDARD SHEET 3)

Rated Current	1.5 In		2.1 In		2.75 In		4 In		10 In
	MIN	MAX	MIN	MAX	MIN	MAX	MIN	MAX	MAX
50mA to 6.3A inclusive	1 hr.	30 min.	10 ms	3 sec	3 ms	300 ms			20 ms

Approvals

Safety Agency Approvals	Amp range / Volt @ I.R. ability
Certificate No. 9535135, 9601126, 9606126, 9710058 License No. 93941	50mA to 5A / 250V AC @ 35A or 10 In whichever is greater
Recognized File No. E20624 Acceptance File No. LR39772	50mA to 6.3A / 250V AC @ 50A
File No. JET1037-31007-1001	1A to 5A / 250V AC @ 100A

RoHS Compliant Product

RoHS Wave Soldering Compatible : (260°C, 10 sec max)

Environmental Specification

Shock Resistance

MIL-STD-202G, Method 213B, Condition I (Sawtooth)
(100 G's peak for 6 milliseconds; Sawtooth Waveform)

Vibration Resistance

10-55 Hz x 3 axis/ no load (MIL-STD-202G, Method 201A)

Salt Spray Resistance

MIL-STD-202G, Method 101E, Condition B (48Hrs)

Solderability

MIL-STD-202G, Method 208H

Soldering Heat Resistance

MIL-STD-202G Method 210F, Test Condition C. Top Side
(260°C, 20 sec)

Moisture Resistance

MIL-STD-202G, Method 106G

Operating Temperature

-55°C to +125°C

Physical Specification

Materials

Base and Cap: Black thermoplastic, UL 94-V0
Pins: Tin plated copper alloy

Marking

On fuse:
"bel", "F", "Current Rating", "250V" & "Appropriate Safety Logos"

Catalog Number	Ampere Rating	Typical Cold Resistance (ohm)	Volt-drop @100% In (Volt) max.	Melting I ² T < 10 mSec (A ² Sec)	Melting I ² T @10 In (A ² Sec)	Maximum Power Dissipation (W)
MRF 50	50mA	12	0.72	0.001	0.001	0.08
MRF 63	63mA	8.6	0.65	0.001	0.001	0.09
MRF 80	80mA	6.2	0.58	0.002	0.002	0.11
MRF 100	100mA	4.48	0.52	0.003	0.003	0.12
MRF 125	125mA	3.22	0.47	0.006	0.006	0.14
MRF 160	160mA	2.40	0.46	0.010	0.010	0.10
MRF 200	200mA	1.60	0.41	0.017	0.016	0.12
MRF 250	250mA	0.45	0.254	0.029	0.027	0.15
MRF 315	315mA	0.34	0.246	0.05	0.05	0.18
MRF 400	400mA	0.25	0.239	0.08	0.08	0.22
MRF 500	500mA	0.19	0.232	0.15	0.13	0.27
MRF 630	630mA	0.091	0.106	0.12	0.13	0.15
MRF 800	800mA	0.071	0.103	0.21	0.22	0.19
MRF 1	1A	0.055	0.100	0.36	0.36	0.23
MRF 1.25	1.25A	0.043	0.097	0.61	0.59	0.28
MRF 1.6	1.6A	0.034	0.094	1.1	1.0	0.35
MRF 2	2A	0.026	0.091	1.8	1.7	0.42
MRF 2.5	2.5A	0.020	0.088	3.1	2.7	0.51
MRF 3.15	3.15A	0.016	0.086	5.3	4.5	0.62
MRF 4	4A	0.012	0.083	9	8	0.77
MRF 5	5A	0.010	0.081	16	13	0.93
MRF 6.3	6.3A	0.008	0.078	27	21	1.14

Consult manufacturer for other ratings

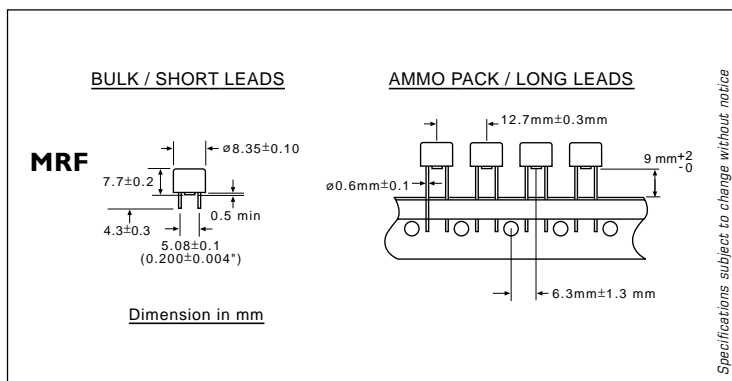
On label:

"bel", "MRF", "Current Rating", "Voltage Rating", "Interrupting Rating", "Appropriate Safety Logos" and "RoHS" for RoHS Version Packaging

Packaging

- In bulk: 1,000 pcs per box
- On Tape: Ammo pack, 1,000 pcs per box per EIA-468-A and IEC-286-2

Mechanical Dimensions



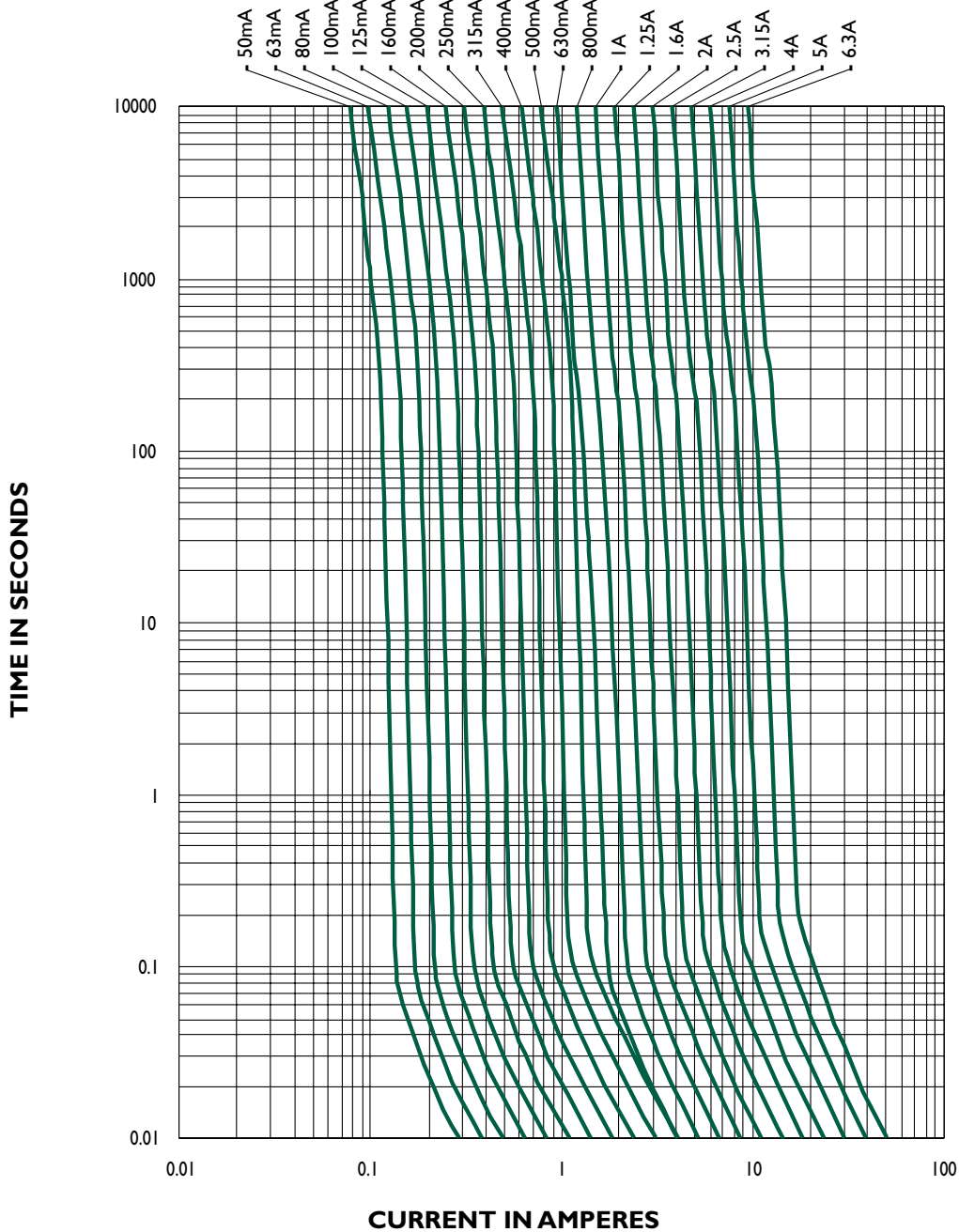
ORDERING INFORMATION SEE LAST 2 PAGES

Type MRF
Fast Acting Radial Lead Micro Fuse Series

RoHS Compliant

MRFC1004

MRF - TIME CURRENT CHARACTERISTIC CURVE



Specifications subject to change without notice

NOTE - see important information under "User Guide" on P.08

Corporate Office
Bel Fuse Inc.
206 Van Vorst Street, Jersey City, NJ 07302
Tel: 201-432-0463
Fax: 201-432-9542
E-Mail: belfuse@belfuse.com
Website: www.belfuse.com

Far East Office
Bel Fuse Ltd.
8F/8 Luk Hop Street
San Po Kong
Kowloon, Hong Kong
Tel: 852-2328-5515
Fax: 852-2352-3706

European Office
Bel Fuse Europe Ltd.
Preston Technology Management Centre
Marsh Lane, Preston PR1 8UD
Lancashire, U.K
Tel: 44-1772-556601
Fax: 44-1772-888366