



Silicon Standard Recovery Diode

MSRT15060(A) thru MSRT150100(A)

$V_{RRM} = 600\text{ V} - 1600\text{ V}$

$I_F = 150\text{ A}$

Features

- High Surge Capability
- Types up to 1600 V V_{RRM}

Three Tower Package



Maximum ratings, at $T_j = 25\text{ }^\circ\text{C}$, unless otherwise specified

Parameter	Symbol	Conditions	MSRT15060(A)	MSRT15080(A)	MSRT150100(A)	Unit
Repetitive peak reverse voltage	V_{RRM}		600	800	1000	V
RMS reverse voltage	V_{RMS}		424	566	707	V
DC blocking voltage	V_{DC}		600	800	1000	V
Continuous forward current	I_F	$T_C \leq 140\text{ }^\circ\text{C}$	150	150	150	A
Surge non-repetitive forward current, Half Sine Wave	$I_{F,SH}$	$T_C = 25\text{ }^\circ\text{C}$, $t_p = 8.3\text{ ms}$	2250	2250	2250	A
Operating temperature	T_j		-40 to 175	-40 to 175	-40 to 175	$^\circ\text{C}$
Storage temperature	T_{stg}		-40 to 175	-40 to 175	-40 to 175	$^\circ\text{C}$

Electrical characteristics, at $T_j = 25\text{ }^\circ\text{C}$, unless otherwise specified

Parameter	Symbol	Conditions	MSRT15060(A)	MSRT15080(A)	MSRT150100(A)	Unit
Diode forward voltage	V_F	$I_F = 150\text{ A}$, $T_j = 25\text{ }^\circ\text{C}$	1.1	1.1	1.1	V
Reverse current	I_R	$V_R = 600\text{ V}$, $T_j = 25\text{ }^\circ\text{C}$	10	10	10	μA
		$V_R = 600\text{ V}$, $T_j = 150\text{ }^\circ\text{C}$	5	5	5	mA

Thermal characteristics

Thermal resistance, junction - case	$R_{\theta JC}$		0.40	0.40	0.40	$^\circ\text{C/W}$
-------------------------------------	-----------------	--	------	------	------	--------------------



Figure .1- Typical Forward Characteristics

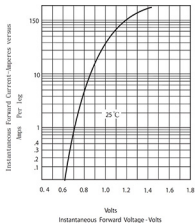


Figure.2 Forward Derating Curve

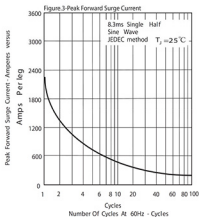
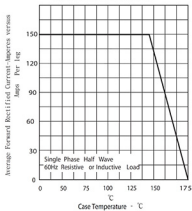


Figure 4-Typical Reverse Characteristics

