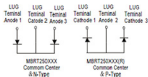


Features

- High Surge Capability
- Types up to 1600 V V_{RRM}

Three Tower Package

Maximum ratings, at $T_j = 25\text{ }^\circ\text{C}$, unless otherwise specified

Parameter	Symbol	Conditions	MSRT25060(A)	MSRT25080(A)	MSRT250100(A)	Unit
Repetitive peak reverse voltage	V_{RRM}		600	800	1000	V
RMS reverse voltage	V_{RMS}		424	566	707	V
DC blocking voltage	V_{DC}		600	800	1000	V
Continuous forward current	I_F	$T_C \leq 140\text{ }^\circ\text{C}$	250	250	250	A
Surge non-repetitive forward current, Half Sine Wave	$I_{F,SH}$	$T_C = 25\text{ }^\circ\text{C}$, $t_p = 8.3\text{ ms}$	3300	3300	3300	A
Operating temperature	T_j		-40 to 175	-40 to 175	-40 to 175	$^\circ\text{C}$
Storage temperature	T_{stg}		-40 to 175	-40 to 175	-40 to 175	$^\circ\text{C}$

Electrical characteristics, at $T_j = 25\text{ }^\circ\text{C}$, unless otherwise specified

Parameter	Symbol	Conditions	MSRT25060(A)	MSRT25080(A)	MSRT250100(A)	Unit
Diode forward voltage	V_F	$I_F = 250\text{ A}$, $T_j = 25\text{ }^\circ\text{C}$	1.2	1.2	1.2	V
Reverse current	I_R	$V_R = 600\text{ V}$, $T_j = 25\text{ }^\circ\text{C}$	15	15	15	μA
		$V_R = 600\text{ V}$, $T_j = 150\text{ }^\circ\text{C}$	5	5	5	mA

Thermal characteristics

Thermal resistance, junction - case	$R_{\theta JC}$		0.17	0.17	0.17	$^\circ\text{C/W}$
-------------------------------------	-----------------	--	------	------	------	--------------------



Figure 1- Typical Forward Characteristics

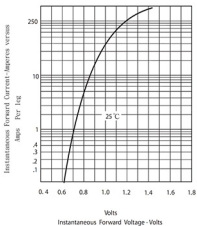


Figure 2 Forward Derating Curve

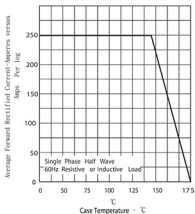


Figure 3-Peak Forward Surge Current

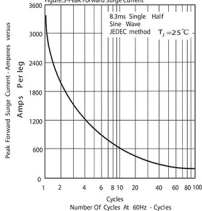


Figure 4-Typical Reverse Characteristics

