

MURF1605CT-1660CT

Super Fast Rectifiers

Features

- Low forward voltage drop.
- High current capability.
- Low leakage current
- RoHS compliant package

Mechanical Data

- Case: ITO-220AB
- Molding compound meets UL 94 V-0 flammability
- RoHS compliant, and commercial grade
- Terminals: Matte tin plated leads, solderable per

J-STD-002 and JESD 22-B102

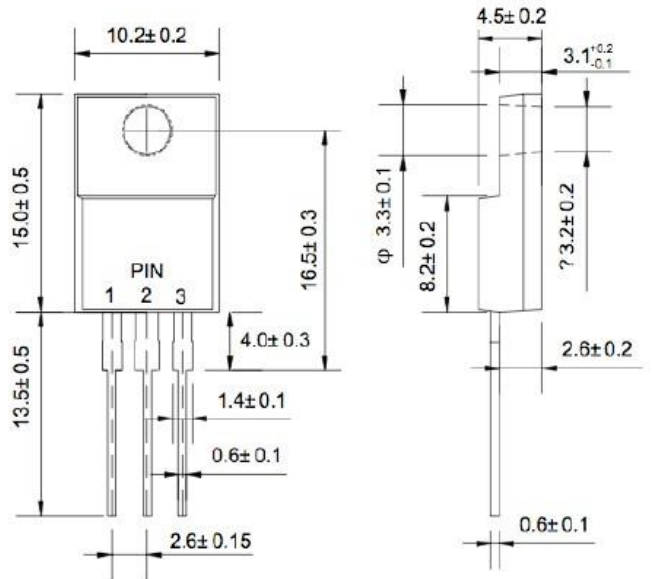
- Polarity: As marked
- Suffix: CT and CD mean polarity
- Weight: 0.08ounce, 1.7 grams

Packing & Order Information

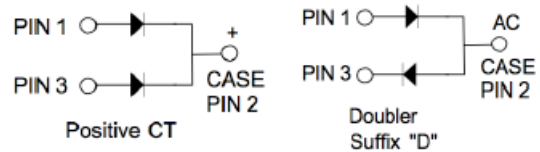
50/Tube ; 1,000/Box



RoHS
COMPLIANT



Graphic symbol



MAXIMUM RATINGS AND ELECTRICAL CHARACTERISTICS

Maximum Ratings (Tc=25°C unless otherwise noted)

Parameter	Symbol	MURF 1605CT	MURF 1610CT	MURF 1615CT	MURF 1620CT	MURF 1640CT	MURF 1660CT	Unit
Maximum repetitive peak reverse voltage	V_{RRM}	50	100	150	200	400	600	V
Working RMS voltage	V_{RMS}	35	70	105	140	280	420	V
Maximum DC blocking voltage	V_{DC}	50	100	150	200	400	600	V
Maximum average forward per leg Rectified current @ $T_C = 150^\circ\text{C}$ total device	$I_{O(AV)}$	8 16						A
Peak forward surge current 8.3ms single half sine-wave superimposed on rated load	I_{FSM}	100						A

MURF1605CT-1660CT

Super Fast Rectifiers

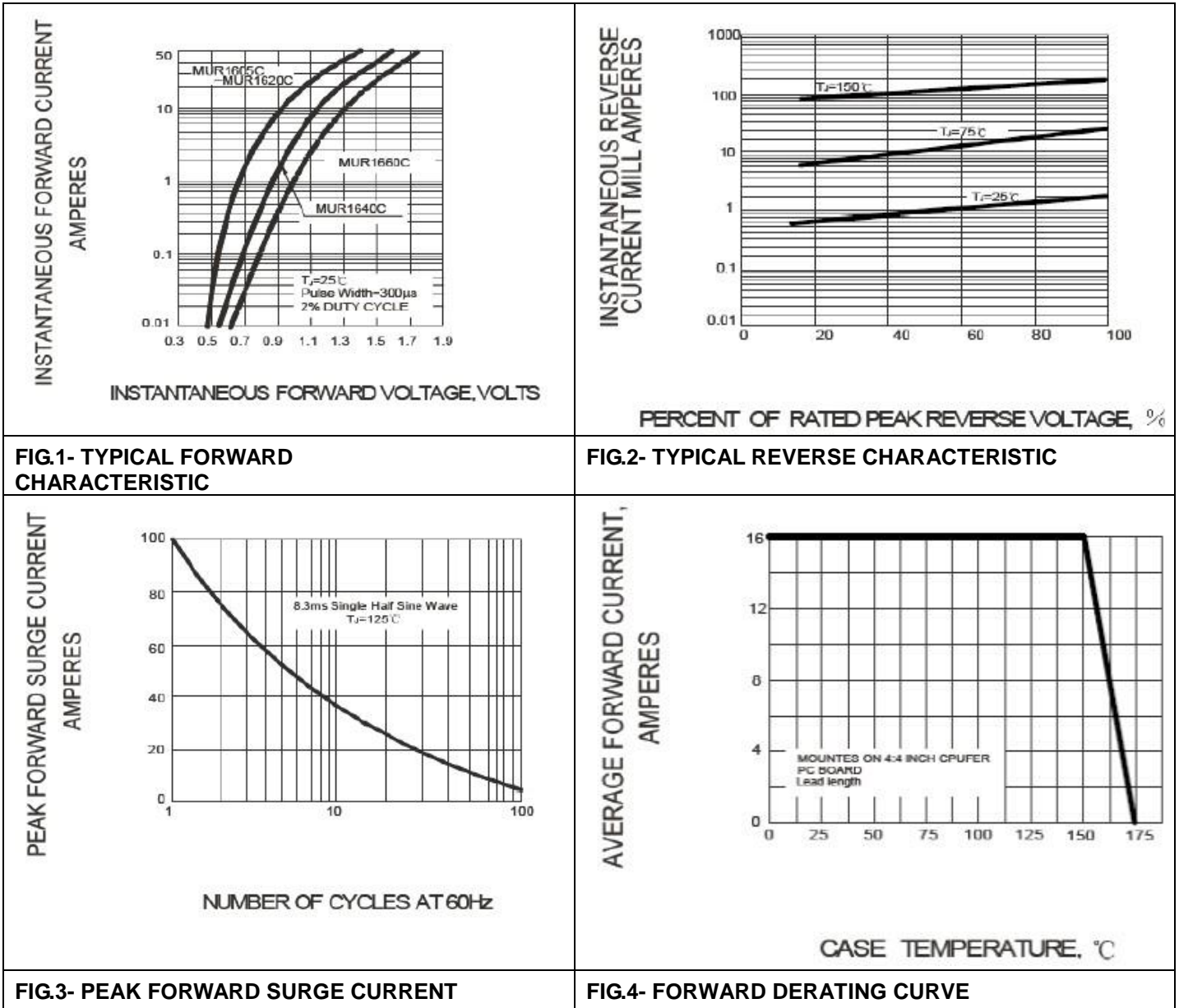
Maximum Ratings (Tc=25°C unless otherwise noted)

Parameter	Symbol	MURF 1605CT	MURF 1610CT	MURF 1615CT	MURF 1620CT	MURF 1640CT	MURF 1660CT	Unit
Maximum instantaneous @8A, T _J =25°C Forward voltage @8A, T _J =25°C	V _F		0.975 0.895			1.3 1.0	1.5 1.2	V
Maximum DC reverse current @ T _C =25°C at rated DC blocking voltage @ T _C =150°C	I _R		5 250			10 500		μA
Typical reverse recovery time (NOTE2)	T _{RR}		25			50		ns
Typical thermal resistance junction to case	R _{θJA}		3			2		V
Operating junction temperature range	T _J					-55 to +175		°C/W
storage temperature range	T _{STG}					-55 to +175		°C/W

MURF1605CT-1660CT

Super Fast Rectifiers

■ TYPICAL CHARACTERISTICS @ $T_a=25^\circ\text{C}$ unless otherwise specified (same as MUR1605-60C)



MURF1605CT-1660CT

Super Fast Rectifiers

Disclaimer

ALL PRODUCT, PRODUCT SPECIFICATIONS AND DATA ARE SUBJECT TO CHANGE

WITHOUT NOTICE TO IMPROVE RELIABILITY, FUNCTION OR DESIGN OR OTHERWISE.

Bruckewell Technology Inc., its affiliates, agents, and employees, and all persons acting on its or their behalf (collectively, "Bruckewell"), disclaim any and all liability for any errors, inaccuracies or incompleteness contained in any datasheet or in any other disclosure relating to any product.

Bruckewell makes no warranty, representation or guarantee regarding the suitability of the products for any particular purpose or the continuing production of any product. To the maximum extent permitted by applicable law, Bruckewell disclaims

- (i) Any and all liability arising out of the application or use of any product.
- (ii) Any and all liability, including without limitation special, consequential or incidental damages.
- (iii) Any and all implied warranties, including warranties of fitness for particular purpose, non-infringement and merchantability.

Statements regarding the suitability of products for certain types of applications are based on Bruckewell's knowledge of typical requirements that are often placed on Bruckewell products in generic applications.

Such statements are not binding statements about the suitability of products for a particular application. It is the customer's responsibility to validate that a particular product with the properties described in the product specification is suitable for use in a particular application. Parameters provided in datasheets and/or specifications may vary in different applications and performance may vary over time.

Product specifications do not expand or otherwise modify Bruckewell's terms and conditions of purchase, including but not limited to the warranty expressed therein.