

MURS340-MURS360

Surface Mount Rectifiers

VOLTAGE RANGE: 400 --- 600 V

CURRENT: 3.0 A



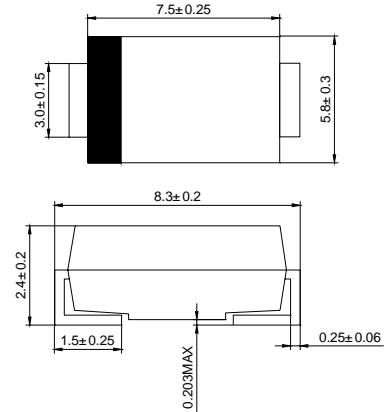
DO-214AB(SMC)

Features

- ◇ Low cost
- ◇ Low leakage
- ◇ Low forward voltage drop
- ◇ High current capability
- ◇ Easily cleaned with Alcohol, Isopropanol and similar solvents
- ◇ The plastic material carries U/L recognition 94V-0

Mechanical Data

- ◇ Case: JEDEC DO-214AB, molded plastic
- ◇ Polarity: Color band denotes cathode
- ◇ Weight: 0.007 ounces, 0.21 gram
- ◇ Mounting position: Any



Dimensions in millimeters

MAXIMUM RATINGS AND ELECTRICAL CHARACTERISTICS

Ratings at 25°C ambient temperature unless otherwise specified.

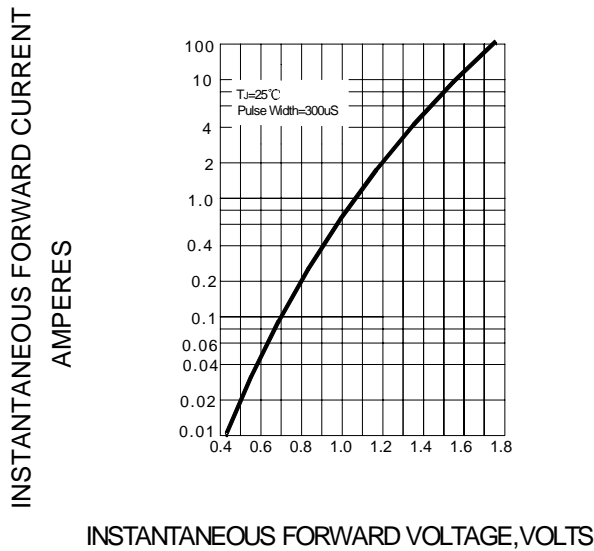
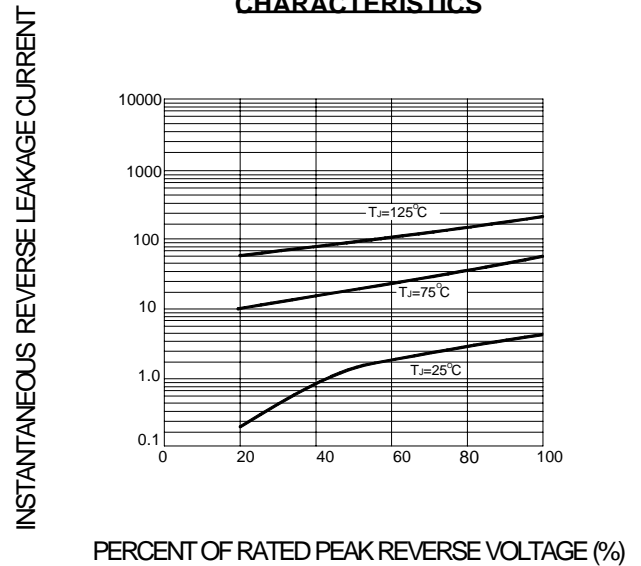
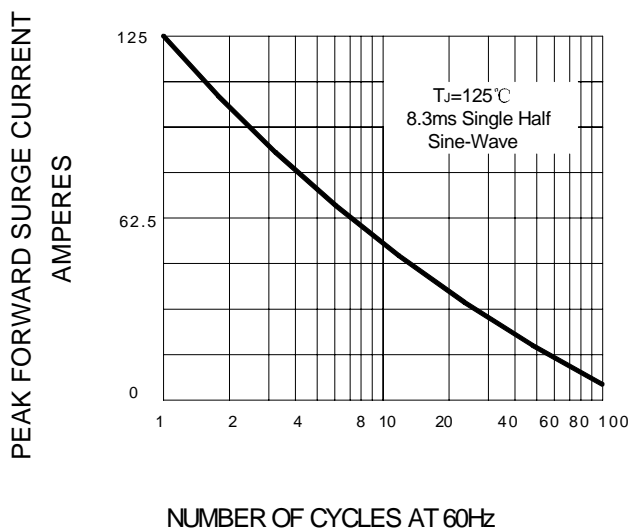
Single phase, half wave, 60 Hz, resistive or inductive load. For capacitive load, derate by 20%.

		MURS340	MURS360	UNITS
Maximum recurrent peak reverse voltage	V_{RRM}	400	600	V
Maximum RMS voltage	V_{RMS}	280	420	V
Maximum DC blocking voltage	V_{DC}	400	600	V
Maximum average forward rectified current @ $T_L=130^\circ\text{C}$	$I_{F(AV)}$	3.0		A
Peak forward surge current 8.3ms single half-sine-wave superimposed on rated load @ $T_J=125^\circ\text{C}$	I_{FSM}	125		A
Typical reverse recovery time (Note1)	t_{rr}	50		ns
Maximum reverse current @ $T_J=25^\circ\text{C}$ at rated DC blocking voltage @ $T_J=150^\circ\text{C}$	I_R	10 250		μA
Maximum instantaneous forward voltage at 3.0 A	V_F	1.25		V
Typical thermal resistance (Note2)	$R_{\theta JL}$	11		$^\circ\text{C}/\text{W}$
Operating junction temperature range	T_J	- 55 ---- + 150		$^\circ\text{C}$
Storage temperature range	T_{STG}	- 55 ---- + 150		$^\circ\text{C}$

NOTE: 1. Measured with $I_F=0.5\text{A}$, $I_R=1\text{A}$, $I_{rr}=0.25\text{A}$.

2. Junction to lead.

Ratings AND Characteristic Curves

FIG.1 – TYPICAL FORWARD CHARACTERISTIC

FIG.2 -- TYPICAL REVERSE LEAKAGE CHARACTERISTICS

FIG.3 – PEAK FORWARD SURGE CURRENT

FIG.4 – FORWARD DERATING CURVE
