

# T-1 3/4 ( $\phi 5mm$ ) InGaN LED LAMPs

## MVL-584SG

### Description

The MVL-584SG, a green source color device, is made with InGaN on SiC substrate LED die. The package is T-1 3/4 ( $\phi 5mm$ ) water clear plastic type .

### Applications

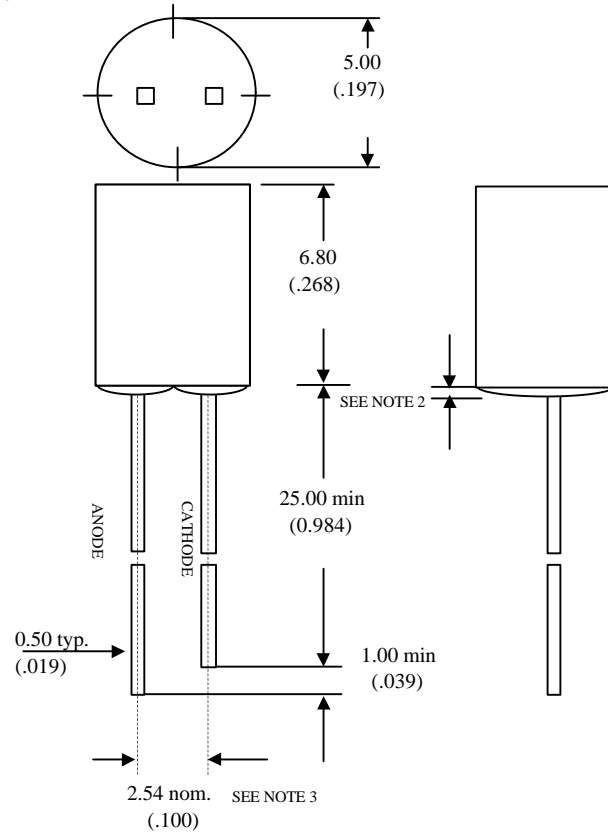
- Full color displays & moving message signs
- Solid state incandescent replacement bulbs
- High ambient panel indicators
- Color printers & scanners
- Medical & Analytical instruments

### Features

- High performance - 2.0mW (505nm)
- Superior SiC substrate technology
- Excellent chip to chip consistency
- High reliability

### Package Dimensions

Unit : mm (inches)



Notes :

1. Tolerance is  $\pm 0.25$  mm (.010") unless otherwise noted.
2. Protruded resin under flange is 1.5 mm (.059") max.
3. Lead spacing is measured where the leads emerge from the package.

### Absolute Maximum Ratings

@  $T_A=25^\circ\text{C}$

Parameter	Symbol	Maximum Rating	Unit
Peak Forward Current(1/10 Duty Cycle@1KHz )	$I_{pf}$	100	mA
Continuous Forward Current	$I_{af}$	30	mA
Reverse Voltage	$V_R$	5	V
Operating Temperature Range	$T_{opr}$	$-20^\circ\text{C}$ to $+80^\circ\text{C}$	
Storage Temperature Range	$T_{stg}$	$-30^\circ\text{C}$ to $+100^\circ\text{C}$	
Electrostatic Discharge Threshold(HBM)	$E_{ot}$	1000	V



Unity Opto Technology Co., Ltd.

08/31/2000

## Optical-Electrical Characteristics

@  $T_A=25^\circ\text{C}$

Parameter	Test Conditions	Symbol	Min .	Typ .	Max .	Unit .
Luminous Intensity	$I_F=20\text{mA}$	$I_V$	90	180	-	mcd
Forward Voltage	$I_F=20\text{mA}$	$V_F$	-	3.5	4.0	V
Reverse Current	$V_R=5\text{V}$	$I_R$	-	-	10	$\mu\text{A}$
Dominant Wavelength	$I_F=20\text{mA}$	$\lambda_d$	-	505	-	nm
Viewing Angle	$I_F=20\text{mA}$	$2\theta_{1/2}$	-	75	-	deg.

## Typical Optical-Electrical Characteristic Curves

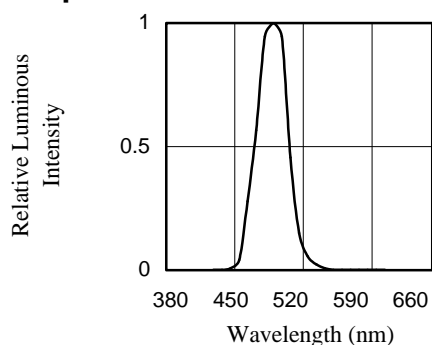


FIG.1 RELATIVE INTENSITY LUMINOUS VS. WAVELENGTH

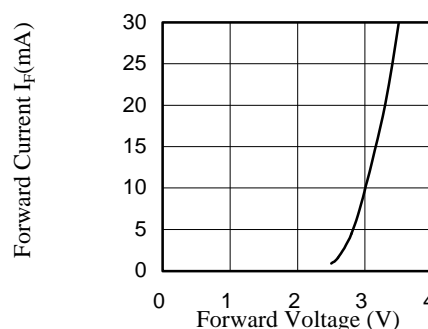


FIG.2 FORWARD CURRENT VS. FORWARD VOLTAGE

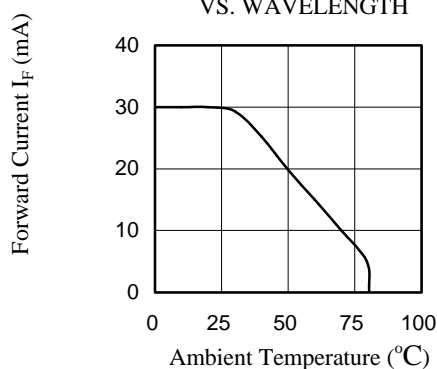


FIG.3 FORWARD CURRENT VS. AMBIENT TEMPERATURE

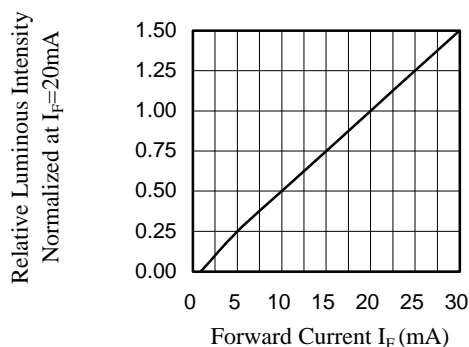


FIG.4 RELATIVE LUMINOUS INTENSITY VS. FORWARD CURRENT

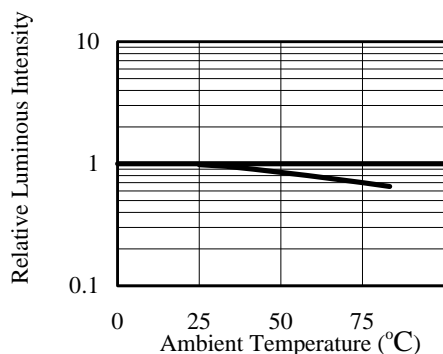


FIG.5 LUMINOUS INTENSITY VS. AMBIENT TEMPERATURE

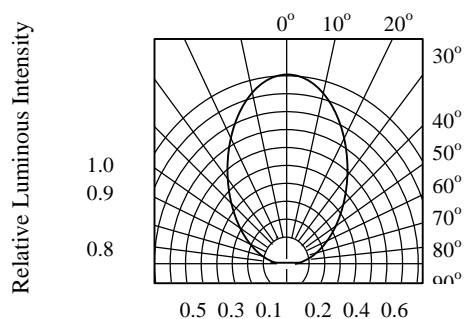


FIG.6 RADIATION DIAGRAM