

Optical-Electrical Characteristics

@ T_A=25°C

Parameter	Test Conditions	Symbol	Min .	Typ .	Max .	Unit .
Luminous Intensity	I _F =20mA	I _V	90	180	-	mcd
Forward Voltage	I _F =20mA	V _F	-	3.5	4.0	V
Reverse Current	V _R =5V	I _R	-	-	10	μA
Dominant Wavelength	I _F =20mA	λ _d	-	505	-	nm
Viewing Angle	I _F =20mA	2θ _{1/2}	-	75	-	deg.

Typical Optical-Electrical Characteristic Curves

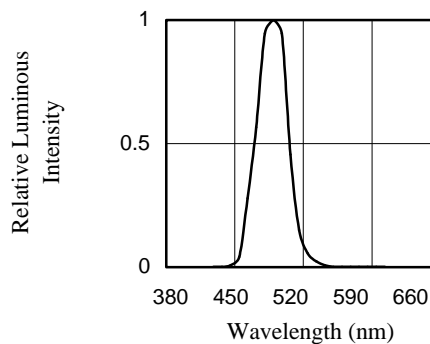


FIG.1 RELATIVE INTENSITY LUMINOUS VS. WAVELENGTH

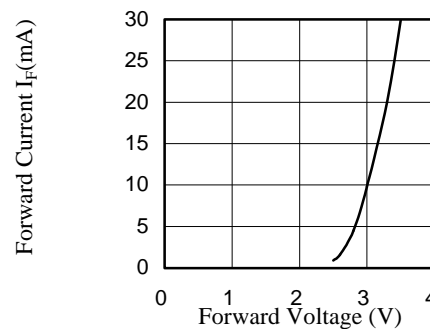


FIG.2 FORWARD CURRENT VS. FORWARD VOLTAGE

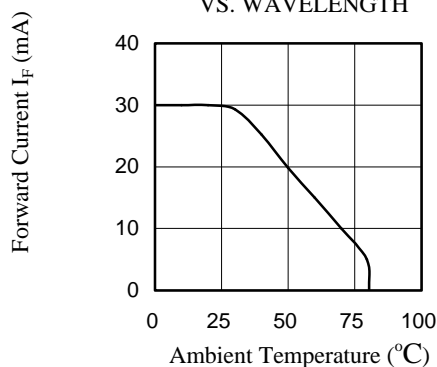


FIG.3 FORWARD CURRENT VS. AMBIENT TEMPERATURE

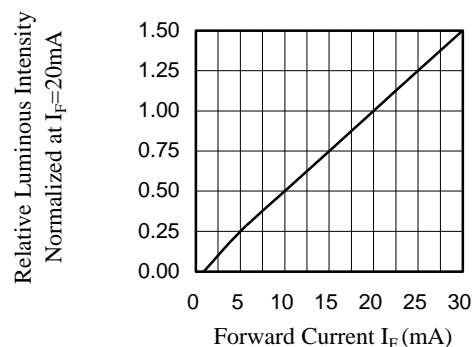


FIG.4 RELATIVE LUMINOUS INTENSITY VS. FORWARD CURRENT

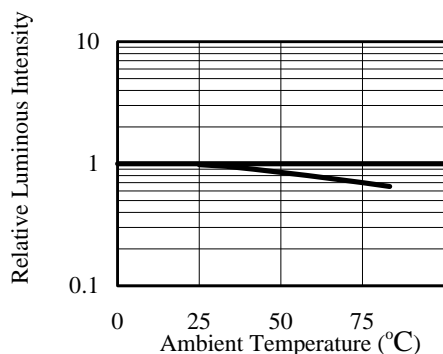


FIG.5 LUMINOUS INTENSITY VS. AMBIENT TEMPERATURE

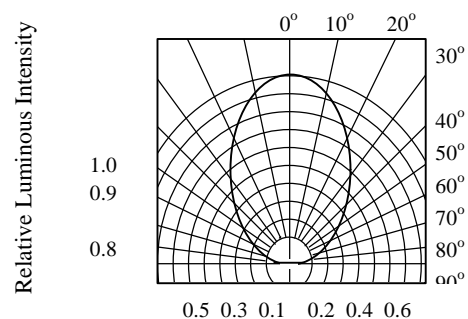


FIG.6 RADIATION DIAGRAM