

Model name

NES 120-24

Series Output power Output voltage

Features

- DIN rail standard mounting: EN50022-35×7.5 or 35×15
- Universal input: 85 ~ 265VAC continuous input voltage
- Harmonic correction: IEC1000-3-2
- Connection capacity: Solid or standard/Conductor sizes 0.2 ~ 2.5 mm²/24 ~ 14AWG. Standard
- CE marking: Low Voltage Directive
- Safety: EN60950/UL1950/CAS950/UL508

Specifications

Model	NES30-24	NES60-24	NES120-24	NES240-24	NES240-28	NES240-48
1. Input voltage range	85 ~ 265VAC (47 ~ 63Hz) continuous input voltage					
2. Input current harmonics	NES120 & NES240: Complies with EN61000-3-2 Class A					
3. Nominal output voltage	24V	24V	24V	24V	28V	48V
4. Maximum output current	1.38A	2.5A	5.0A	10.0A	8.6A	5.0A
5. Maximum output power	33W	60W	120W	240W	240W	240W
6. Output voltage range	±10%	±10%	±10%	±10%	±10%	±10%
7. Input current (*1)	0.75/0.42A	1.2/0.6A	1.6/0.8A	3.2/1.6A	3.2/1.6A	3.2/1.6A
8. In-rush current (*2)	15/30A	16/32A	25/50A	28/56A	28/56A	28/56A
9. Max. Line Regulation	60mV (from 85 ~ 132VAC or 170 ~ 265VAC, constant load)					
10. Max. Load Regulation	120mV (from no load to full load, constant input voltage)					
11. Over Current Protection	110% ~ (current limiting with automatic recovery)					
12. Over Voltage Protection	115 ~ 135% (OVP circuit will shut down output, manual reset)					
13. Hold-up time (typ)	20ms					
14. Operating temperature	0 ~ +60°C (0 ~ 50°C: 100%, 60°C: 80%)					
15. Cooling	Convection cooling					
16. Withstand voltage	Input-Chassis: 2.0kVAC, Input-Output: 3.0kVAC Output-Chassis: 500VAC for 1 minute each.					
17. Vibration (*3)	10 ~ 55 Hz amplitude (sweep 1 min.) Less than 2G X,Y,Z 1 hour each					
18. Shock	Less than 20G					
19. Safety	Approved by EN60950, UL1950, CSA950, UL508.					
20. Conducted & radiated noise	Conforms to EN55022-B, FCC-B, VCCI-2.					
21. Non-periodic over voltage	According to VDE0160					
22. Input transient protection	Conforms to IEC1000-4-2, -3, -4, -5, -6: Criteria A.					

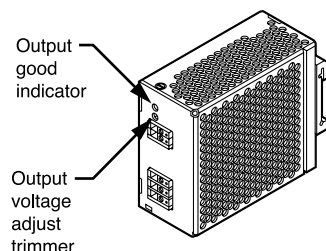
*1: At 100VAC/200VAC and rated output power.

*2: At 100VAC/200VAC, Ta=25°C, cold start.

*3: When mounting on DIN EN50022-35×7.5, EN55022-35×15 or when using the mounting screws.

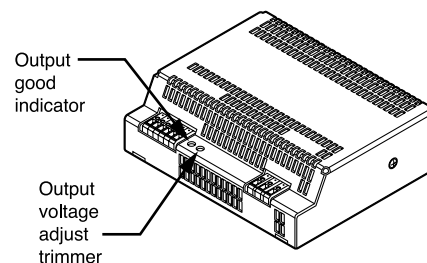
Connection capacity

Solid or standard/Conductor sizes:
0.2 ~ 2.5mm²/24 ~ 14AWG. Standard with ferrules with/without plastic collar.



Mounting flexibility

DIN Rail standard EN55022 35×7.5 or 35×15
Conventional mounting with mounting screws also available.

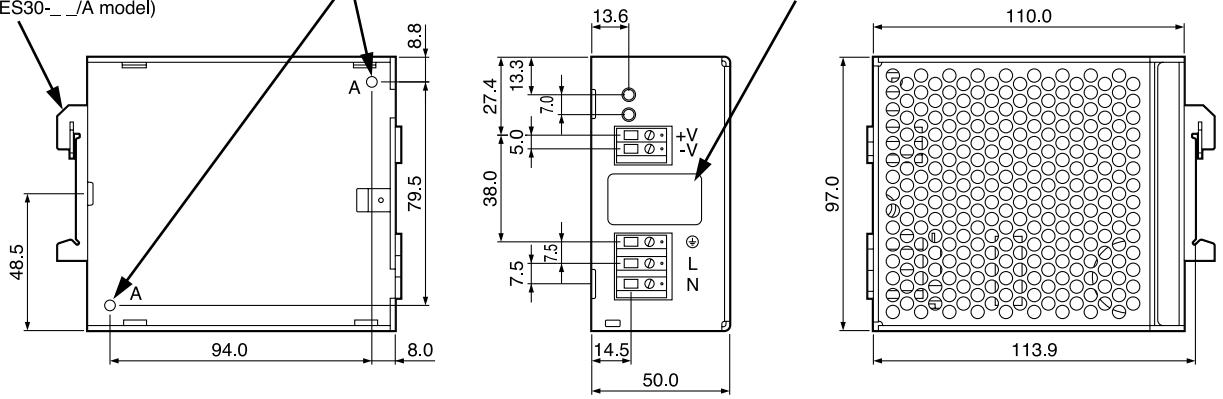


■ NES30 (30W type)

Clip fastening for DIN EN50022 35 × 7.5 or 35 × 15 mounting rail. (Not supplied with NES30-_/A model)

Mounting holes for NES30-_/A model 4 places tap M4 marked "A". Mounting screws must not protrude into the power supply more than 6 mm.

Model name, output voltage and current rating, input voltage and current are shown here, according to the specifications.

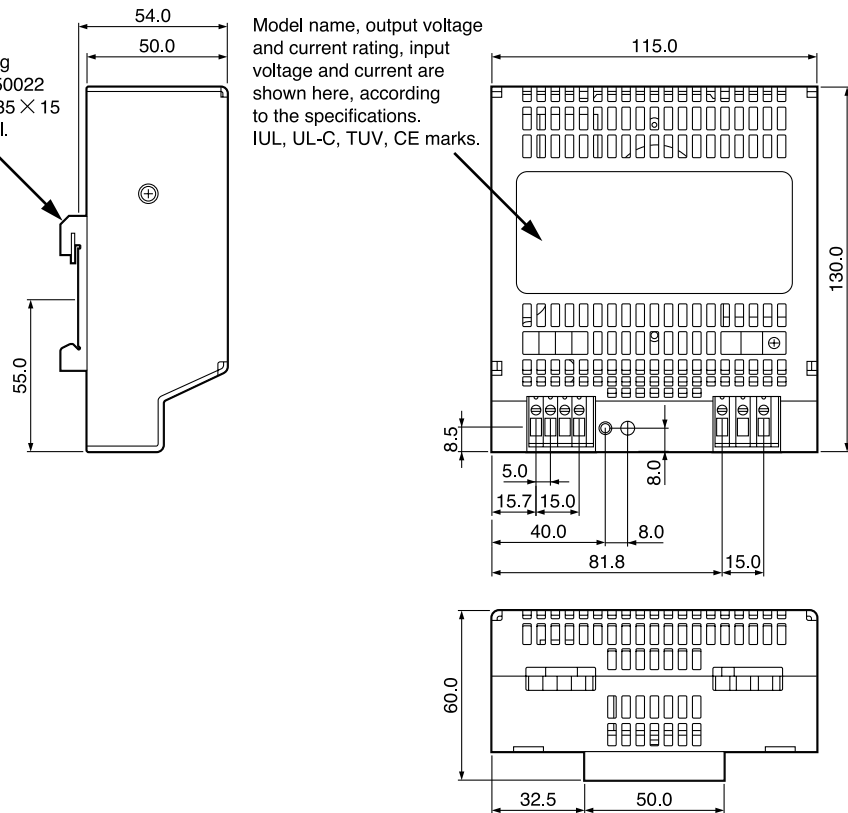


(Unit: mm)

■ NES60 (60W type)

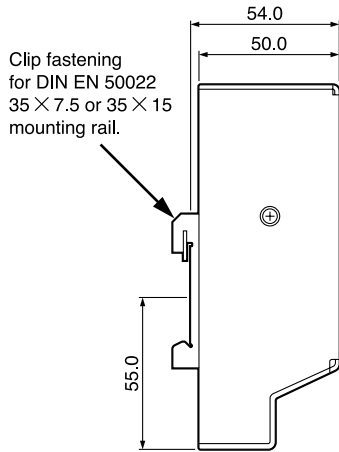
Clip fastening for DIN EN 50022 35 × 7.5 or 35 × 15 mounting rail.

Model name, output voltage and current rating, input voltage and current are shown here, according to the specifications. IUL, UL-C, TUV, CE marks.

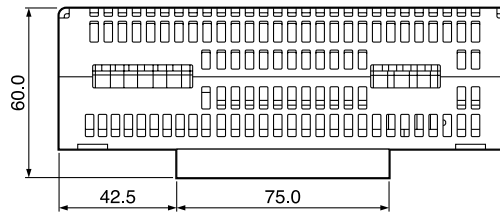
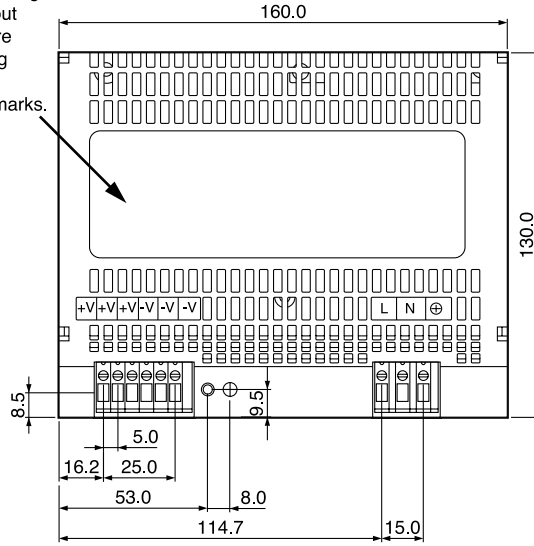


(Unit: mm)

■ NES120 (120W type)

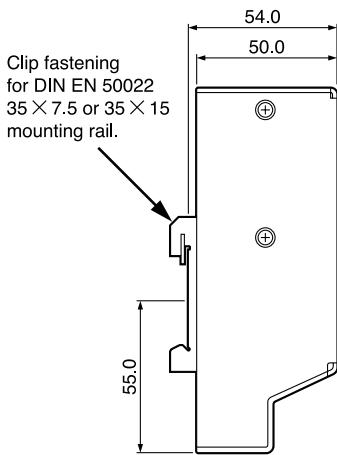


Model name, output voltage and current rating, input voltage and current are shown here, according to the specifications. IUL, UL-C, TUV, CE marks.

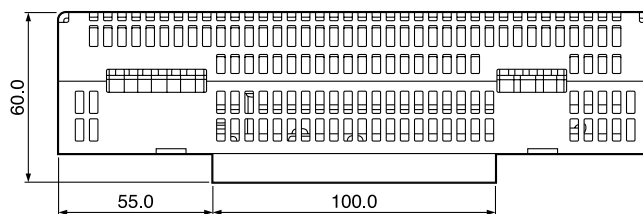
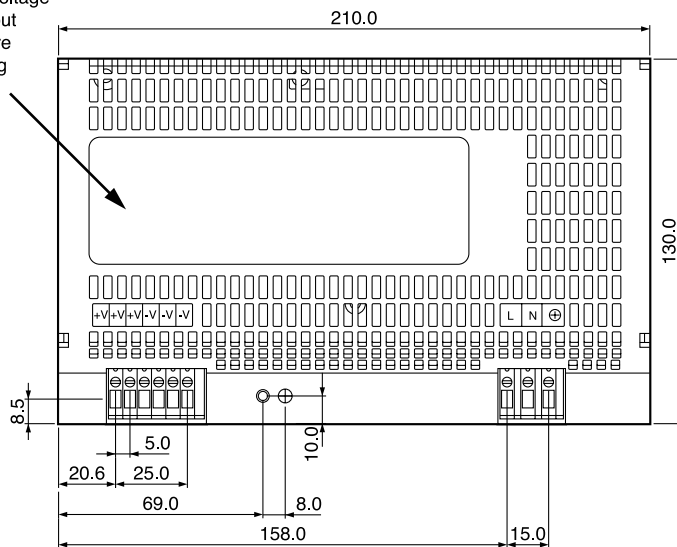


(Unit: mm)

■ NES240 (240W type)



Model name, output voltage and current rating, input voltage and current are shown here, according to the specifications.



(Unit: mm)