



Model Number

NJ5-30GK-S1N

Features

- Nonferrous targets
- 5 mm flush in ST37 / 1.0037
- Usable up to SIL 3 acc. to IEC 61508
- ATEX approval Ex-i and Ex-nA/tc for zone 0-2 and zone 20-22
- Degree of protection IP68

Application



Danger!

In safety-related applications the sensor must be operated with a qualified fail safe interface from Pepperl+Fuchs, such as KFD2-SH-EX1. Consider the "exida Functional Safety Assessment" document which is available on www.pepperl-fuchs.com as an integral part of this product's documentation.

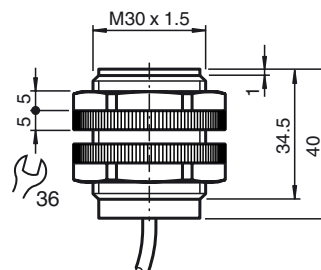
Accessories

BF 30
Mounting flange, 30 mm

Technical Data

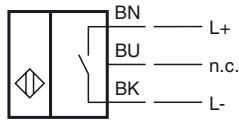
General specifications	
Switching function	Normally open (NO)
Output type	NAMUR with safety function
Rated operating distance	5 mm
Installation	flush in mild steel
Assured operating distance	0 ... 4.05 mm
Reduction factor r_{AI}	1
Reduction factor r_{Cu}	1
Reduction factor r_{304}	0
Safety Integrity Level (SIL)	up to SIL3 acc. to IEC 61508 Danger! In safety-related applications the sensor must be operated with a qualified fail safe interface from Pepperl+Fuchs, such as KFD2-SH-EX1. Consider the "exida Functional Safety Assessment" document which is available on www.pepperl-fuchs.com as an integral part of this product's documentation.
Output type	2-wire
Nominal ratings	
Nominal voltage	U_o 8.2 V
Switching frequency	f 0 ... 150 Hz
Suitable for 2:1 technology	yes, with reverse polarity protection diode
Current consumption	
Measuring plate not detected	≤ 1 mA
Measuring plate detected	≥ 3 mA
Functional safety related parameters	
Safety Integrity Level (SIL)	SIL 3
MTTF _d	11850 a
Mission Time (T _M)	20 a
Diagnostic Coverage (DC)	0 %
Ambient conditions	
Ambient temperature	-25 ... 100 °C (-13 ... 212 °F)
Mechanical specifications	
Connection type	cable silicone, 2 m
Core cross-section	0.75 mm ²
Housing material	Crastin (PBT), black
Sensing face	Crastin (PBT), black
Degree of protection	IP68
Cable	
Cable diameter	6.8 mm ± 0.2 mm
Bending radius	> 10 x cable diameter
Note	only for non-ferrous metal
General information	
Use in the hazardous area	see instruction manuals
Compliance with standards and directives	
Standard conformity	
Standards	EN 60947-5-2:2007 EN 60947-5-2/A1:2012 IEC 60947-5-2:2007 IEC 60947-5-2 AMD 1:2012
Approvals and certificates	
EAC conformity	
EAC approval	TR CU 012/2011
Control drawing	116-0165
UL approval	
Ordinary Location	cULus Listed, General Purpose
Hazardous Location	E87056
Control drawing	E501628
Control drawing	116-0454
CCC approval	CCC approval / marking not required for products rated ≤36 V

Dimensions



Release date: 2019-08-27 16:49 Date of issue: 2019-08-27 250947_eng.xml

Electrical Connection




Data for application in connection with hazardous areas

Equipment protection level Ga , Gb , Gc (nA) , Da , Dc , Mb


Equipment protection level Ga

Type of protection intrinsic safety

CE marking  0102**Certificates**

Appropriate type NJ 5-30GK-S1N...

ATEX certificate PTB 00 ATEX 2049 X

ATEX marking  II 1G Ex ia IIC T6...T1 Ga

Standards EN 60079-0:2012+A11:2013 , EN 60079-11:2012

IECEX certificate IECEX PTB 11.0092X

IECEX marking Ex ia IIC T6...T1 Ga

Standards IEC 60079-0:2011 , IEC 60079-11:2011

Effective internal capacitance C_i ≤ 100 nF
A cable length of 10 m is considered.Effective internal inductance L_i ≤ 200 μ H
A cable length of 10 m is considered.Maximum permissible ambient temperature T_{amb} Also observe the maximum permissible ambient temperature stated in the general technical data.
Keep to the lower of the two values.

for ATEX

at $U_i = 16$ V , $I_i = 25$ mA , $P_i = 34$ mW ,
T6 : 57 °C (134.6 °F)
T5 : 69 °C (156.2 °F)
T4 : 97 °C (206.6 °F)
T3 : 97 °C (206.6 °F)
T2 : 97 °C (206.6 °F)
T1 : 97 °C (206.6 °F)at $U_i = 16$ V , $I_i = 25$ mA , $P_i = 64$ mW ,
T6 : 52 °C (125.6 °F)
T5 : 64 °C (147.2 °F)
T4 : 92 °C (197.6 °F)
T3 : 92 °C (197.6 °F)
T2 : 92 °C (197.6 °F)
T1 : 92 °C (197.6 °F)at $U_i = 16$ V , $I_i = 52$ mA , $P_i = 169$ mW ,
T6 : 34 °C (93.2 °F)
T5 : 46 °C (114.8 °F)
T4 : 74 °C (165.2 °F)
T3 : 74 °C (165.2 °F)
T2 : 74 °C (165.2 °F)
T1 : 74 °C (165.2 °F)at $U_i = 16$ V , $I_i = 76$ mA , $P_i = 242$ mW ,
T6 : 22 °C (71.6 °F)
T5 : 34 °C (93.2 °F)
T4 : 61 °C (141.8 °F)
T3 : 61 °C (141.8 °F)
T2 : 61 °C (141.8 °F)
T1 : 61 °C (141.8 °F)

for IECEX

at $U_i = 16$ V , $I_i = 25$ mA , $P_i = 34$ mW ,
T6 : 73 °C (163.4 °F)
T5 : 88 °C (190.4 °F)
T4 : 100 °C (212 °F)
T3 : 100 °C (212 °F)
T2 : 100 °C (212 °F)
T1 : 100 °C (212 °F)at $U_i = 16$ V , $I_i = 25$ mA , $P_i = 64$ mW ,
T6 : 69 °C (156.2 °F)
T5 : 84 °C (183.2 °F)
T4 : 100 °C (212 °F)
T3 : 100 °C (212 °F)
T2 : 100 °C (212 °F)
T1 : 100 °C (212 °F)at $U_i = 16$ V , $I_i = 52$ mA , $P_i = 169$ mW ,
T6 : 51 °C (123.8 °F)
T5 : 66 °C (150.8 °F)
T4 : 80 °C (176 °F)
T3 : 80 °C (176 °F)
T2 : 80 °C (176 °F)
T1 : 80 °C (176 °F)at $U_i = 16$ V , $I_i = 76$ mA , $P_i = 242$ mW ,
T6 : 39 °C (102.2 °F)
T5 : 54 °C (129.2 °F)
T4 : 61 °C (141.8 °F)
T3 : 61 °C (141.8 °F)
T2 : 61 °C (141.8 °F)
T1 : 61 °C (141.8 °F)

Equipment protection level Gb

Type of protection	intrinsic safety	
CE marking	CE 0102	
Certificates		
Appropriate type	NJ 5-30GK-S1N...	
ATEX certificate	PTB 00 ATEX 2049 X	
ATEX marking	Ex II 1G Ex ia IIC T6...T1 Ga	
Standards	EN 60079-0:2012+A11:2013 , EN 60079-11:2012	
IECEX certificate	IECEX PTB 11.0092X	
IECEX marking	Ex ia IIC T6...T1 Ga	
Standards	IEC 60079-0:2011 , IEC 60079-11:2011	
Effective internal capacitance	C_i	$\leq 100 \text{ nF}$ A cable length of 10 m is considered.
Effective internal inductance	L_i	$\leq 200 \text{ }\mu\text{H}$ A cable length of 10 m is considered.
Maximum permissible ambient temperature T_{amb}	Also observe the maximum permissible ambient temperature stated in the general technical data. Keep to the lower of the two values. at $U_i = 16 \text{ V}$, $I_i = 25 \text{ mA}$, $P_i = 34 \text{ mW}$, T6 : 73 °C (163.4 °F) T5 : 88 °C (190.4 °F) T4 : 100 °C (212 °F) T3 : 100 °C (212 °F) T2 : 100 °C (212 °F) T1 : 100 °C (212 °F) at $U_i = 16 \text{ V}$, $I_i = 25 \text{ mA}$, $P_i = 64 \text{ mW}$, T6 : 69 °C (156.2 °F) T5 : 84 °C (183.2 °F) T4 : 100 °C (212 °F) T3 : 100 °C (212 °F) T2 : 100 °C (212 °F) T1 : 100 °C (212 °F) at $U_i = 16 \text{ V}$, $I_i = 52 \text{ mA}$, $P_i = 169 \text{ mW}$, T6 : 51 °C (123.8 °F) T5 : 66 °C (150.8 °F) T4 : 80 °C (176 °F) T3 : 80 °C (176 °F) T2 : 80 °C (176 °F) T1 : 80 °C (176 °F) at $U_i = 16 \text{ V}$, $I_i = 76 \text{ mA}$, $P_i = 242 \text{ mW}$, T6 : 39 °C (102.2 °F) T5 : 54 °C (129.2 °F) T4 : 61 °C (141.8 °F) T3 : 61 °C (141.8 °F) T2 : 61 °C (141.8 °F) T1 : 61 °C (141.8 °F)	

Equipment protection level Gc (nA)

Type of protection	"n"	
CE marking	CE	
Certificates		
ATEX certificate	PF 15CERT3754 X	
ATEX marking	Ex II 3G Ex nA IIC T6 Gc	
Standards	EN 60079-0:2012+A11:2013 , EN 60079-15:2010	
Possible characteristics	maximum operating voltage U_{Bmax} , maximum load current I_{Lmax} , minimum series resistance R_V , maximum analog output voltage U_{Amax} , maximum analog output current I_{Amax}	
Maximum permissible ambient temperature T_{amb}	Also observe the maximum permissible ambient temperature stated in the general technical data. Keep to the lower of the two values : using an amplifier in accordance with EN 60947-5-6 : 58 °C (136.4 °F) at $U_{Bmax} = 9 \text{ V}$, $R_V = 562 \text{ }\Omega$: 58 °C (136.4 °F)	

Equipment protection level Da

Type of protection	intrinsic safety	
CE marking	CE 0102	
Certificates		
Appropriate type	NJ 5-30GK-S1N...	
ATEX certificate	PTB 00 ATEX 2049 X	
ATEX marking	Ex II 1D Ex ia IIIC T135°C Da	
Standards	EN 60079-0:2012+A11:2013 , EN 60079-11:2012	
IECEX certificate	IECEX PTB 11.0092X	
IECEX marking	Ex ia IIIC T135°C Da	
Standards	IEC 60079-0:2011 , IEC 60079-11:2011	
Effective internal capacitance	C_i	$\leq 100 \text{ nF}$ A cable length of 10 m is considered.
Effective internal inductance	L_i	$\leq 200 \text{ }\mu\text{H}$ A cable length of 10 m is considered.
Maximum permissible ambient temperature T_{amb}	Also observe the maximum permissible ambient temperature stated in the general technical data. Keep to the lower of the two values. at $U_i = 16 \text{ V}$, $I_i = 25 \text{ mA}$, $P_i = 34 \text{ mW}$: 100 °C (212 °F) at $U_i = 16 \text{ V}$, $I_i = 25 \text{ mA}$, $P_i = 64 \text{ mW}$: 100 °C (212 °F) at $U_i = 16 \text{ V}$, $I_i = 52 \text{ mA}$, $P_i = 169 \text{ mW}$: 80 °C (176 °F) at $U_i = 16 \text{ V}$, $I_i = 76 \text{ mA}$, $P_i = 242 \text{ mW}$: 61 °C (141.8 °F)	

Equipment protection level Dc

Release date: 2019-08-27 16:49 Date of issue: 2019-08-27 250947_eng.xml

Type of protection	Protection by enclosure "tc"	
CE marking	CE	
Certificates		
ATEX certificate	PF 15 CERT 3774 X	
ATEX marking	Ⓔ II 3D Ex tc IIIC T80°C Dc	
Standards	EN 60079-0:2012+A11:2013 , EN 60079-31:2014	
Possible characteristics	maximum operating voltage U_{Bmax} , maximum load current I_{Lmax} , minimum series resistance R_V , maximum analog output current I_{Amax} , maximum analog output voltage U_{Amax}	
Maximum permissible ambient temperature T_{amb}	Also observe the maximum permissible ambient temperature stated in the general technical data. Keep to the lower of the two values. using an amplifier in accordance with EN 60947-5-6 : 58 °C (136.4 °F) at $U_{Bmax} = 9 V$, $R_V = 562 \Omega$: 58 °C (136.4 °F)	
Equipment protection level Mb		
Type of protection	intrinsic safety	
CE marking	CE 0102	
Certificates		
Appropriate type	NJ 5-30GK-S1N...	
IECEX certificate	IECEX PTB 11.0092X	
IECEX marking	Ex ia I Mb	
Standards	IEC 60079-0:2011 , IEC 60079-11:2011	
Effective internal capacitance C_i	≤ 100 nF A cable length of 10 m is considered.	
Effective internal inductance L_i	≤ 200 μ H A cable length of 10 m is considered.	
Maximum permissible ambient temperature T_{amb}	Also observe the maximum permissible ambient temperature stated in the general technical data. Keep to the lower of the two values. at $U_i = 16 V$, $I_i = 25$ mA , $P_i = 34$ mW : 100 °C (212 °F) at $U_i = 16 V$, $I_i = 25$ mA , $P_i = 64$ mW : 100 °C (212 °F) at $U_i = 16 V$, $I_i = 52$ mA , $P_i = 169$ mW : 80 °C (176 °F) at $U_i = 16 V$, $I_i = 76$ mA , $P_i = 242$ mW : 61 °C (141.8 °F)	

Release date: 2019-08-27 16:49 Date of issue: 2019-08-27 250947_eng.xml

Refer to "General Notes Relating to Pepperl+Fuchs Product Information".

Pepperl+Fuchs Group
www.pepperl-fuchs.comUSA: +1 330 486 0001
fa-info@us.pepperl-fuchs.comGermany: +49 621 776 1111
fa-info@de.pepperl-fuchs.comSingapore: +65 6779 9091
fa-info@sg.pepperl-fuchs.com

PEPPERL+FUCHS