


International Power Sources, Inc.

260 Hopping Brook Road
 Holliston, Massachusetts 01746
 Tel. (508) 429-4440 Fax (800) 226-2100
<http://www.intlpower.com>

DC/DC Converters



SHOWN
 ACTUAL
 SIZE

NME SERIES 1 WATT

FEATURES

- 0.12 in² board space
- 75% Efficiency
- 22 Watts per in³
- 5, 12, 24 and 48 VDC Inputs
- SIP and DIL Packages
- 1000 VDC Isolation

MODELS CHART

OUTPUT VOLTAGE	OUTPUT CURRENTS	PART NUMBERS			
		5VDC INPUT	12VDC INPUT	24VDC INPUT	48VDC INPUT
5VDC	200mA	NME0505	NME1205	NME2405	NME4805
9VDC	110mA	NME0509	NME1209	NME2409	NME4809
12VDC	84mA	NME0512	NME1212	NME2412	NME4812
15VDC	67mA	NME0515	NME1215	NME2415	NME4815

Add suffix "S" for single-in-line package, suffix "D" for dual-in-line package.

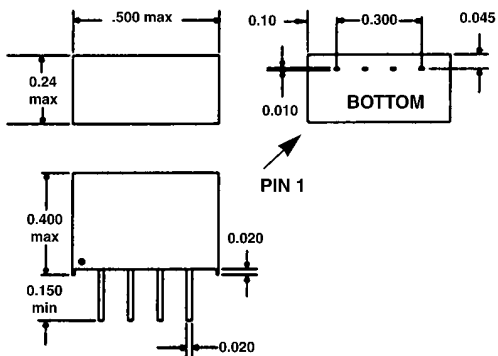
ELECTRICAL SPECIFICATIONS

All specifications typical at nominal line, full load and 25°C

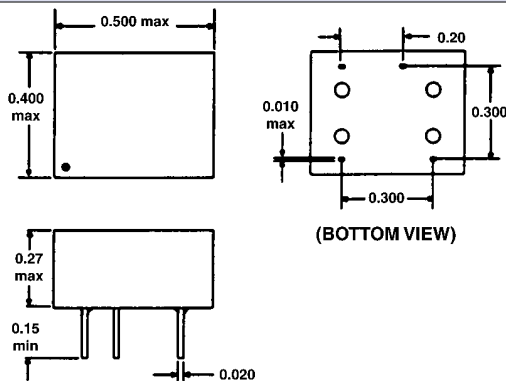
Input voltage range	±10%
Input reflected noise (20MHz BW)	90mV p-p
Output voltage accuracy	±5%
Line regulation (10% to 100% Load)	1.2%/1% of Vin
Load regulation (10% to 100% Load)	±10%
Output ripple and noise (20 MHz BW)	150mV p-p max.
Efficiency at full load, 9V, 12V and 15V outputs	75% typical, 70% min.
Efficiency at full load, 5V outputs	70% typical, 65% min.
Short circuit protection	1 second max.
Switching frequency	100 KHz
Input output isolation	1000VDC (1000 megohms) min.
Temperature coefficient	0.03% per °C max.
Operating temperature range, 5V and 12V inputs	-40°C to 85°C (no derating)
Operating temperature range, 24V and 48V inputs	0°C to 70°C (no derating)
Storage temperature range	-55°C to 150°C

Specifications subject to change. Unit requires 10mm of air space.

MECHANICAL SPECIFICATIONS

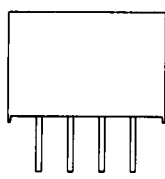


SINGLE-IN-LINE PACKAGE



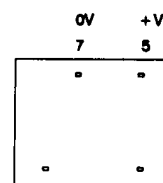
DUAL-IN-LINE PACKAGE

PIN CONNECTIONS



1 2 3 4
GND Vcc 0V +V

SINGLE-IN-LINE PACKAGE

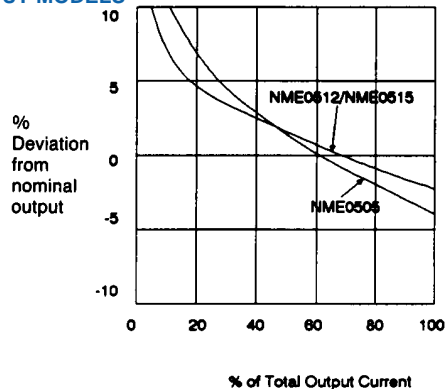
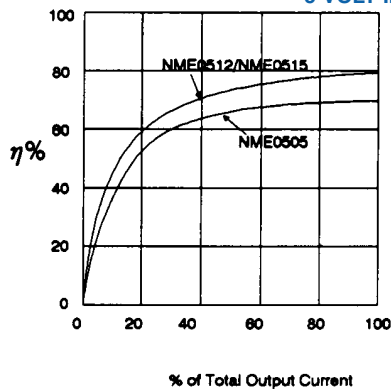


1 4
GND Vcc

DUAL-IN-LINE PACKAGE (TOP VIEW)

OUTPUT CHARACTERISTICS

5 VOLT INPUT MODELS



12 VOLT INPUT MODELS

