



P4KE SERIES

GLASS PASSIVATED JUNCTION TRANSIENT VOLTAGE SUPPRESSOR

Breakdown Voltage - 6.8 to 600 Volts

Peak Pulse Power - 400 Watts

DO-204AL (DO-41)

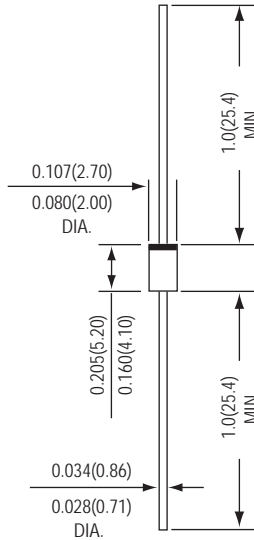


FEATURES

- * Glass passivated chip
- * 600 W peak pulse power capability with a 10/1000 μ s waveform, repetitive rate (duty cycle) : 0.01%
- * Low leakage
- * Excellent clamping capability
- * Very fast response time

MECHANICAL DATA

Case : JEDEC DO-41 molded plastic
Terminals : Plated axial leads , solderable per MIL-STD-750, Method 2026
Polarity : Color band denotes positive end (cathode) except for bidirectional types
Weight : 0.012 ounces , 0.3 gram



*Dimensions in inches and (millimeters)

MAXIMUM RATINGS AND ELECTRICAL CHARACTERISTICS

*Ratings at 25 °C ambient temperature unless otherwise specified.
 single phase, half wave, 60Hz resistive or inductive load.
 for capacitive load, derate current by 20%*

RATING	SYMBOL	VALUE	UNITS
Peak power dissipation with a 10/1000 μ s waveform (note 1)	P _{PPM}	400	Watts
Peak pulse current with a 10/1000 μ s waveform (note 1)	I _{PPM}	See next table	Amps
Power dissipation on infinite heatsink at T _L = 75	P _D	1	Watts
Peak forward surge current, 8.3ms single half sine-wave unidirectional only (note 2)	I _{FSM}	40	Amps
Operating junction and storage temperature range	T _J , T _{STG}	-55 to +150	

NOTES : (1) Non-repetitive current pulse per Fig. 5 and derated above T_A = 25 °C per Fig. 1
 (2) Measured on 8.3ms single half sine-wave or equivalent square wave, duty cycle = 4 pulses per minute maximum.

PART NUMBER		Working Peak Reverse Voltage V_{RWM} (V)	Breakdown Voltage V_{BR} @ I_T			Maximum Clamping Voltage V_C (V) @ I_{PP}	Maximum Reverse Surge Current I_{PP} (A) @ $10 \times 1000 \mu s$ sine wave	Maximum Reverse Leakage I_R (μA) @ V_{RWM}
UNI-POLAR	BI-POLAR		Min. (V)	Max. (V)	I_T (mA)			
P4KE6.8A	P4KE6.8CA	5.8	6.46	7.14	10	10.5	38.1	1000
P4KE7.5A	P4KE7.5CA	6.4	7.13	7.88	10	11.3	35.4	500
P4KE8.2A	P4KE8.2CA	7.0	7.79	8.61	10	12.1	33.1	200
P4KE9.1A	P4KE9.1CA	7.8	8.65	9.56	1	13.4	29.9	50
P4KE10A	P4KE10CA	8.6	9.50	10.50	1	14.5	27.6	10
P4KE11A	P4KE11CA	9.4	10.45	11.55	1	15.6	25.6	5
P4KE12A	P4KE12CA	10.2	11.40	12.60	1	16.7	24.0	5
P4KE13A	P4KE13CA	11.1	12.35	13.65	1	18.2	22.0	5
P4KE15A	P4KE15CA	12.8	14.25	15.75	1	21.2	18.9	5
P4KE16A	P4KE16CA	13.6	15.20	16.80	1	22.5	17.8	5
P4KE18A	P4KE18CA	15.3	17.10	18.90	1	25.2	15.9	5
P4KE20A	P4KE20CA	17.1	19.00	21.00	1	27.7	14.4	5
P4KE22A	P4KE22CA	18.8	20.90	23.10	1	30.6	13.1	5
P4KE24A	P4KE24CA	20.5	22.80	25.20	1	33.2	12.0	5
P4KE27A	P4KE27CA	23.1	25.65	28.35	1	37.5	10.7	5
P4KE30A	P4KE30CA	25.6	28.50	31.50	1	41.4	9.66	5
P4KE33A	P4KE33CA	28.2	31.35	34.65	1	45.7	8.75	5
P4KE36A	P4KE36CA	30.8	34.20	37.80	1	49.9	8.02	5
P4KE39A	P4KE39CA	33.3	37.05	40.95	1	53.9	7.42	5
P4KE43A	P4KE43CA	36.8	40.85	45.15	1	59.3	6.75	5
P4KE47A	P4KE47CA	40.2	44.65	49.35	1	64.8	6.17	5
P4KE51A	P4KE51CA	43.6	48.45	53.55	1	70.1	5.71	5
P4KE56A	P4KE56CA	47.8	53.20	58.80	1	77.0	5.19	5
P4KE62A	P4KE62CA	53.0	58.90	65.10	1	85.0	4.71	5
P4KE68A	P4KE68CA	58.1	64.60	71.40	1	92.0	4.35	5
P4KE75A	P4KE75CA	64.1	71.25	78.75	1	103.0	3.88	5
P4KE82A	P4KE82CA	70.1	77.90	86.10	1	113.0	3.54	5
P4KE91A	P4KE91CA	77.8	86.45	95.55	1	125.0	3.20	5
P4KE100A	P4KE100CA	85.5	95.0	105.0	1	137.0	2.92	5
P4KE110A	P4KE110CA	94.0	104.5	115.5	1	152.0	2.63	5
P4KE120A	P4KE120CA	102.0	114.0	126.0	1	165.0	2.42	5
P4KE130A	P4KE130CA	111.0	123.5	136.5	1	179.0	2.23	5
P4KE150A	P4KE150CA	128.0	142.5	157.5	1	207.0	1.93	5
P4KE160A	P4KE160CA	136.0	152.0	168.0	1	219.0	1.83	5
P4KE170A	P4KE170CA	145.0	161.5	178.5	1	234.0	1.71	5
P4KE180A	P4KE180CA	154.0	171.0	189.0	1	246.0	1.63	5
P4KE200A	P4KE200CA	171.0	190.0	210.0	1	274.0	1.46	5
P4KE220A	P4KE220CA	185.0	209.0	231.0	1	328.0	1.22	5
P4KE250A	P4KE250CA	214.0	237.5	262.5	1	344.0	1.16	5
P4KE300A	P4KE300CA	256.0	285.0	315.0	1	414.0	0.97	5
P4KE350A	P4KE350CA	299.0	332.5	367.5	1	482.0	0.83	5
P4KE380A	P4KE380CA	325.0	361.0	399.0	1	524.0	0.76	5
P4KE400A	P4KE400CA	342.0	380.0	420.0	1	548.0	0.73	5
P4KE440A	P4KE440CA	376.0	418.0	462.0	1	602.0	0.66	5
P4KE500A	P4KE500CA	427.5	475.0	525.0	1	690.0	0.58	5
P4KE520A	P4KE520CA	444.6	494.0	546.0	1	717.6	0.56	5
P4KE550A	P4KE550CA	470.3	522.5	577.5	1	759.0	0.53	5
P4KE600A	P4KE600CA	513.0	570.0	630.0	1	828.0	0.48	5

NOTE: 1. Suffix " A " denotes 5% tolerance device.
2. Add suffix " CA " after part number to specify Bi-directional devices.
3. For Bi-Directional devices having V_R of 10 volts and under, the I

RATINGS AND CHARACTERISTIC CURVES P4KE SERIES

FIG. 1 - PULSE DERATING CURVE

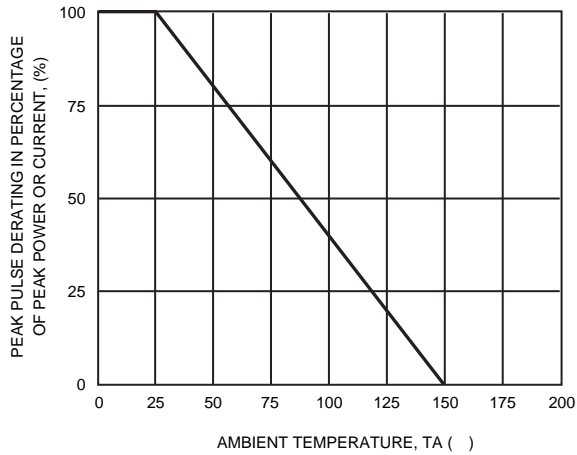


FIG. 2 - MAXIMUM NON-REPETITIVE

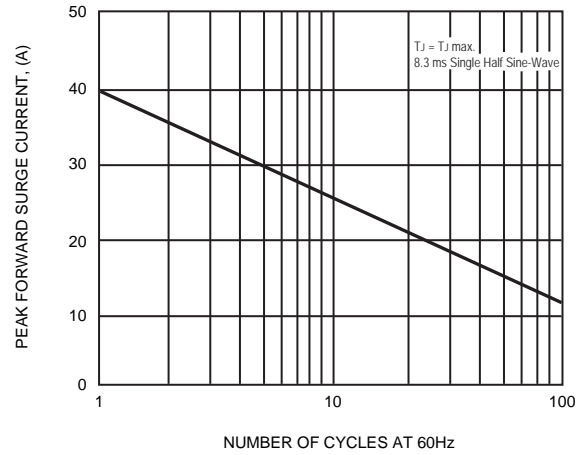


FIG. 3 - STEADY STATE POWER DERATING CURVE

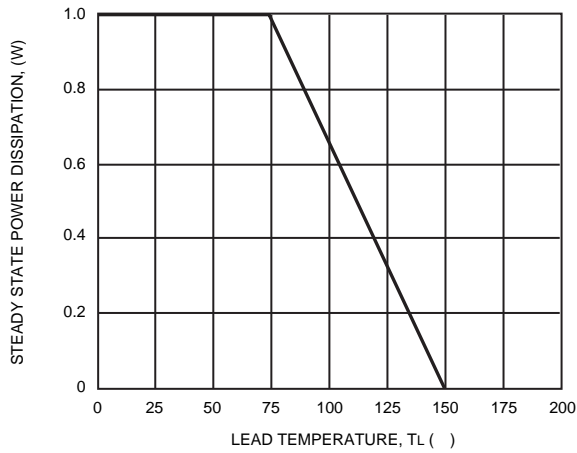


FIG. 4 - PEAK PULSE POWER RATING CURVE

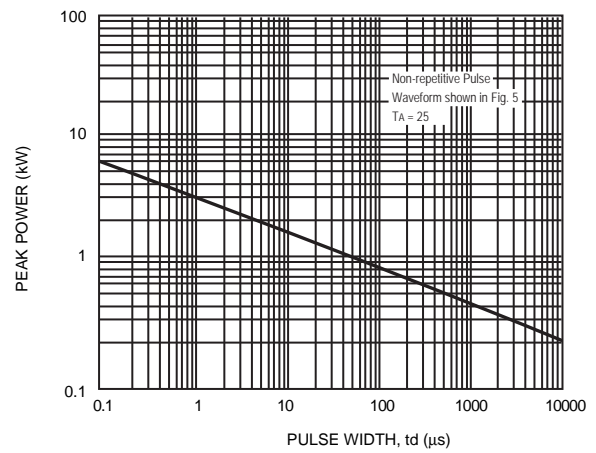


FIG. 5 - PULSE WAVEFORM

