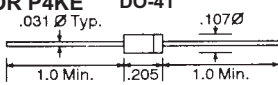
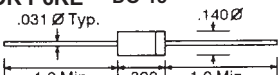
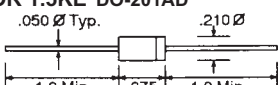


# LEADED (THRU-HOLE) TVS DIODE: P4KE, P6KE, 1.5KE

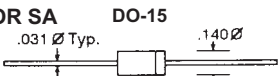
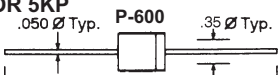
TRANSIENT VOLTAGE SUPPRESSOR (400, 600, 1500W P<sub>PK</sub>)

Operating Temperature: -65°C to 125°C

Break Down Voltage Code	Maximum Reverse Current I <sub>RSM</sub> (A)			Break Down Voltage V <sub>BR</sub> (Volts)		@ IT (mA)	Working Peak Reverse Voltage V <sub>RWM</sub> (V)	Maximum Reverse Leakage at V <sub>NWM</sub> I <sub>R</sub> (mA)	Maximum Clamping Voltage V <sub>RSM</sub> (V)	Maximum Temperature Coefficient of V <sub>BR</sub> (%C)	Outline (Max in inches)
	Series: P4KE (400W P <sub>PK</sub> )	Series: P6KE (600W P <sub>PK</sub> )	Series: 1.5KE (1500W P <sub>PK</sub> )	Min	Max						
120	2.4	3.5	8.7	108	132	1	97.2	5	173	0.107	<p><b>FOR P4KE DO-41</b></p>  <p><b>PART NUMBER EXAMPLE</b> P4KE75A</p> <p><b>FOR P6KE DO-15</b></p>  <p><b>PART NUMBER EXAMPLE</b> P6KE75A</p> <p><b>FOR 1.5KE DO-201AD</b></p>  <p><b>PART NUMBER EXAMPLE</b> 1.5KE75A</p>
120A	2.5	3.6	9.1	114	126	1	102	5	165	0.107	
130	2.2	3.2	8	117	143	1	105	5	187	0.107	
130A	2.3	3.3	8.4	124	137	1	111	5	179	0.107	
150	2	2.8	7	135	165	1	121	5	215	0.108	
150A	2	2.9	7.2	143	158	1	128	5	207	0.108	
160	1.8	2.6	6.5	144	176	1	130	5	230	0.108	
160A	1.9	2.7	6.8	152	168	1	136	5	219	0.108	
170	1.7	2.5	6.2	153	187	1	138	5	244	0.108	
170A	1.8	2.6	6.4	162	179	1	145	5	234	0.108	
180	1.6	2.3	5.8	162	198	1	146	5	258	0.108	
180A	1.7	2.4	6.1	171	189	1	154	5	246	0.108	
200	1.5	2.1	5.2	180	220	1	162	5	287	0.108	
200A	1.53	2.2	5.5	190	210	1	171	5	274	0.108	
220	1.16	1.75	4.3	198	242	1	175	5	344	0.108	
220A	1.22	1.83	4.6	209	231	1	185	5	328	0.108	
250	1.11	1.67	5	225	275	1	202	5	360	0.11	
250A	1.16	1.75	5	237	267	1	214	5	344	0.11	
300	0.93	1.4	5	270	330	1	243	5	430	0.11	
300A	0.97	1.45	5	285	315	1	256	5	414	0.11	
350	0.79	1.2	4	315	385	1	284	5	504	0.11	
350A	0.83	1.25	4	332	368	1	300	5	482	0.11	
400	0.7	1.05	4	360	440	1	324	5	574	0.11	
400A	0.73	1.1	4	380	420	1	342	5	548	0.11	

Transient Voltage Suppressor (500W & 5000W)

Operating Temperature: -55 C to +175 C

Break Down Voltage Code	Reverse Stand-Off Voltage VRWM (V)	Series: SA (500W P <sub>PK</sub> )					Series: 5KP (5000W P <sub>PK</sub> )					Maximum Clamping Voltage @ I <sub>pp</sub> V <sub>c</sub> (V)	Outline (Max in inches)
		Breakdown Voltage		Peak Pulse Current I <sub>pp</sub> (A)	Reverse Leakage @ VRWM	Breakdown Voltage		Peak Pulse Current I <sub>pp</sub> (A)	Reverse Leakage @ VRWM				
		VBR (V) @ IT MIN.	VBR (V) @ IT MAX.			VBR (V) @ IT MIN.	VBR (V) @ IT MAX.						
5	5	6.4	7.3	10	53.1	600	6.4	7.3	50	522.0	5000	9.6	<p><b>FOR SA DO-15</b></p>  <p><b>PART NUMBER EXAMPLE</b> SA75A</p> <p><b>FOR 5KP P-600</b></p>  <p><b>PART NUMBER EXAMPLE</b> 5KP75A</p>
5.0A	5	6.4	7.0	10	55.4	600	6.4	7.0	50	544.0	5000	9.2	
6	6	6.67	8.2	10	44.7	600	6.67	8.2	50	439.0	5000	11.4	
6.0A	6	6.67	7.4	10	49.5	600	6.67	7.4	50	486.0	5000	10.3	
6.5	6.5	7.22	8.8	10	41.5	400	7.22	8.8	50	407.0	2000	12.3	
6.5A	6.5	7.22	8.0	10	45.5	400	7.22	8.0	50	447.0	2000	11.2	
7	7	7.78	9.5	10	38.3	150	7.78	9.5	50	377.0	1000	13.3	
7.0A	7	7.78	8.6	10	42.5	150	7.78	8.6	50	417.0	1000	12.0	
7.5	7.5	8.33	10.2	1	35.7	50	8.33	10.2	5	350.0	250	14.3	
7.5A	7.5	8.33	9.2	1	39.5	50	8.33	9.2	5	388.0	250	12.9	
8	8	8.89	10.9	1	34.0	25	8.89	10.9	5	334.0	150	15.0	
8.0A	8	8.89	9.8	1	37.5	25	8.89	9.8	5	368.0	150	13.6	
8.5	8.5	9.44	11.5	1	32.1	10	9.44	11.5	5	315.0	50	15.9	
8.5A	8.5	9.44	10.4	1	35.4	10	9.44	10.4	5	348.0	50	14.4	
9	9	10	12.2	1	30.2	5	10	12.2	5	296.0	20	16.9	
9.0A	9	10	11.1	1	33.1	5	10	11.1	5	325.0	20	15.4	
10	10	11.1	13.6	1	27.1	3	11.1	13.6	5	266.0	15	18.8	
10A	10	11.1	12.3	1	30.0	3	11.1	12.3	5	295.0	15	17.0	
11	11	12.2	14.9	1	25.4	3	12.2	14.9	5	249.0	10	20.1	
11A	11	12.2	13.5	1	28.0	3	12.2	13.5	5	275.0	10	18.2	
12	12	13.3	16.3	1	23.2	3	13.3	16.3	5	228.0	10	22.0	
12A	12	13.3	14.7	1	25.6	3	13.3	14.7	5	252.0	10	19.9	
13	13	14.4	15.9	1	23.7	3	14.4	17.6	5	210.0	10	23.8	
13A	13	14.4	17.6	1	21.4	3	14.4	15.9	5	233.0	10	21.5	
14	14	15.6	19.1	1	19.8	3	15.6	19.1	5	194.0	10	25.8	
14A	14	15.6	17.2	1	22.0	3	15.6	17.2	5	216.0	10	23.2	
15	15	16.7	20.4	1	19.0	3	16.7	20.4	5	186.0	10	26.9	
15A	15	16.7	18.5	1	20.9	3	16.7	18.5	5	205.0	10	24.4	
16	16	17.8	21.8	1	17.7	3	17.8	21.8	5	174.0	10	28.8	
16A	16	17.8	19.7	1	19.6	3	17.8	19.7	5	193.0	10	26.0	
17	17	18.9	23.1	1	16.7	3	18.9	23.1	5	164.0	10	30.5	
17A	17	18.9	20.9	1	18.5	3	18.9	20.9	5	181.0	10	27.6	
18	18	20	24.4	1	15.8	3	20	24.4	5	155.0	10	32.2	
18A	18	20	22.1	1	17.5	3	20	22.1	5	172.0	10	29.2	
20	20	22.2	27.1	1	14.2	3	22.2	27.1	5	140.0	10	35.8	
20A	20	22.2	24.5	1	15.7	3	22.2	24.5	5	154.0	10	32.4	