









SMT Power Inductor

High Current Molded Power Inductor - PA4341.XXXNLT Series



-  **NEW** - AEC-Q200 Qualified
-  **Height:** 3.0mm Max
-  **Footprint:** 7.6mm x 6.9mm Max
-  **Current Rating:** up to 32.5A
-  **Inductance Range:** 0.1uH to 47.0uH
-  Shielded construction and compact design
-  High current, low DCR, and high efficiency
-  Minimized acoustic noise and minimized leakage flux

Electrical Specifications @ 25°C - Operating Temperature -40°C to +125°C

Part Number	Inductance 100KHz, 1V uH	Rated Current A	DC Resistance		Saturation Current Max. A
			MAX.	TYP.	
			mΩ	mΩ	
PA4341.101NLT	0.10±30%	32.5	1.7	1.2	60.0
PA4341.151NLT	0.15±30%	27.0	1.9	1.5	45.0
PA4341.161NLT	0.16±30%	27.0	1.9	1.5	45.0
PA4341.201NLT	0.20±30%	24.0	2.5	1.8	41.0
PA4341.221NLT	0.22±20%	23.0	2.8	2.1	40.0
PA4341.301NLT	0.30±20%	21.0	3.8	3.2	35.0
PA4341.331NLT	0.33±20%	20.0	3.9	3.5	32.0
PA4341.361NLT	0.36±20%	19.0	4.2	3.6	32.0
PA4341.471NLT	0.47±20%	17.5	4.2	4.0	26.0
PA4341.561NLT	0.56±20%	16.5	5.0	4.7	25.5
PA4341.601NLT	0.60±20%	16.0	5.2	4.7	25.5
PA4341.681NLT	0.68±20%	15.5	5.5	4.8	25.0
PA4341.751NLT	0.75±20%	14.5	6.6	5.5	24.5
PA4341.821NLT	0.82±20%	13.0	8.0	6.7	24.0
PA4341.102NLT	1.0±20%	11.0	10.0	8.3	22.0
PA4341.122NLT	1.2±20%	10.0	12.0	10.0	20.0
PA4341.152NLT	1.5±20%	9.0	15.0	13.0	18.0
PA4341.182NLT	1.8±20%	8.5	17.0	14.0	16.0
PA4341.202NLT	2.0±20%	8.2	19.0	16.0	15.0

USA 858 674 8100

Germany 49 2354 777 100

Singapore 65 6287 8998

Shanghai 86 21 62787060

China 86 755 33966678

Taiwan 886 3 4356768

SMT Power Inductor

High Current Molded Power Inductor - PA4341.XXXNLT Series



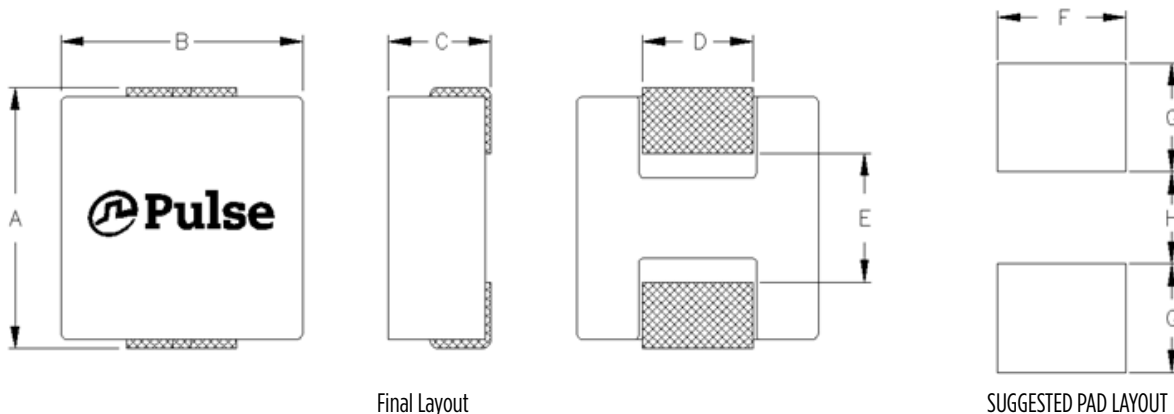
Electrical Specifications @ 25°C - Operating Temperature -40°C to +125°C

Part Number	Inductance 100KHz, 1V uH	Rated Current A	DC Resistance		Saturation Current Max. A
			MAX.	TYP.	
			mΩ	mΩ	
PA4341.222NLT	2.2±20%	8.0	20.0	18.0	14.0
PA4341.252NLT	2.5±20%	7.0	22.0	20.0	13.0
PA4341.332NLT	3.3±20%	6.0	30.0	28.0	13.5
PA4341.472NLT	4.7±20%	5.5	40.0	37.0	10.0
PA4341.562NLT	5.6±20%	5.0	48.0	43.0	9.0
PA4341.682NLT	6.8±20%	4.5	60.0	54.0	8.0
PA4341.822NLT	8.2±20%	4.0	68.0	64.0	7.5
PA4341.103NLT	10.0±20%	3.5	85.0	75.0	6.0
PA4341.123NLT	12.0±20%	3.3	93.0	81.0	5.5
PA4341.223NLT	22.0±20%	2.0	190.0	165.0	35
PA4341.473NLT	47.0±20%	1.75	363.0	302.0	2.0

- Notes:**
- Actual temperature of the component during system operation (ambient plus temperature rise) must be within the standard operating range.
 - The saturation current is the current at which the initial inductance drops approximately 30% at the stated ambient temperature. This current is determined by placing the component in the specified ambient environment and applying a short duration pulse current (to eliminate self-heating effect) to the component.
 - The rated current is the DC current required to raise the component temperature by approximately 40°C. Take note that the components' performance varies depending on the system condition. It is suggested that the component be tested at the system level, to verify the temperature rise of the component during system operation.
 - The part temperature (ambient+temp rise) should not exceed 125°C under worst case operating conditions. Circuit design, PCB trace size and thickness, airflow and other cooling provisions all affect the part temperature. Part temperature should be verified in the end application.

Mechanical

PA4341.XXXNLT



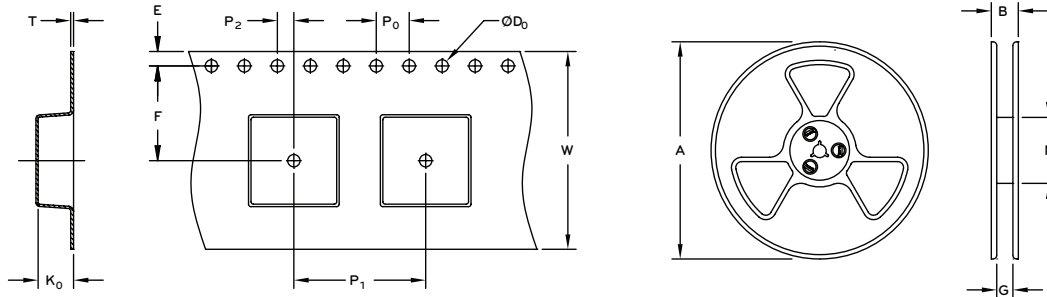
SMT Power Inductor

High Current Molded Power Inductor - PA4341.XXXNLT Series

Series	A	B	C	D	E	F	G	H
PA4341.XXXNLT	7.6 MAX	6.9 MAX	3.0 MAX	(3.0)	(3.7)	(3.5)	(2.95)	(2.5)

All Dimensions in mm.

TAPE & REEL INFO

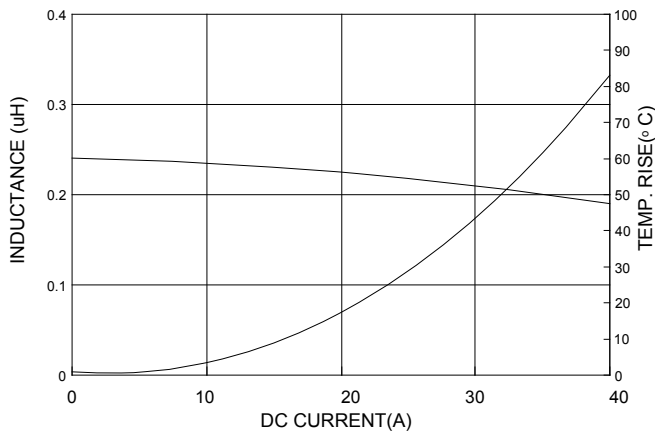


SURFACE MOUNTING TYPE, REEL/TAPE LIST

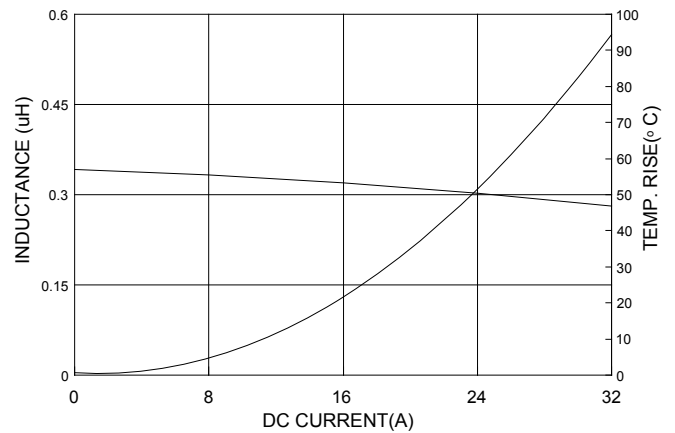
	REEL SIZE (mm)				TAPE SIZE (mm)									QTY
	A	B	G	N	E	F	D ₀	P ₁	P ₀	P ₂	W	T	K ₀	PCS/REEL
PA4341.XXXNLT	Ø330	N/A	16	100	1.75	7.5	1.5	12	4	2	16	0.35	3.3	1000

Typical Performance Curves

PA4341.221NLT



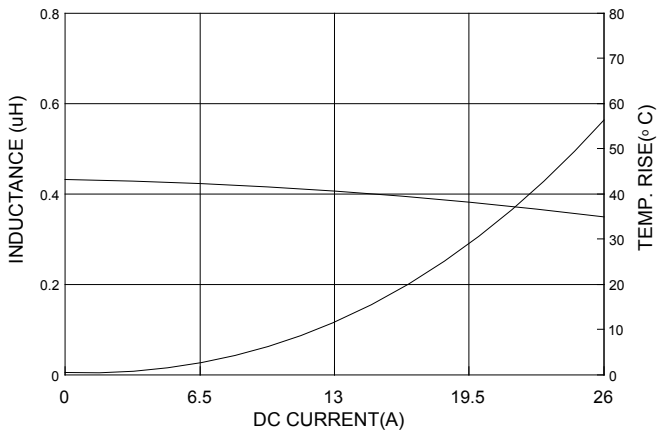
PA4341.331NLT



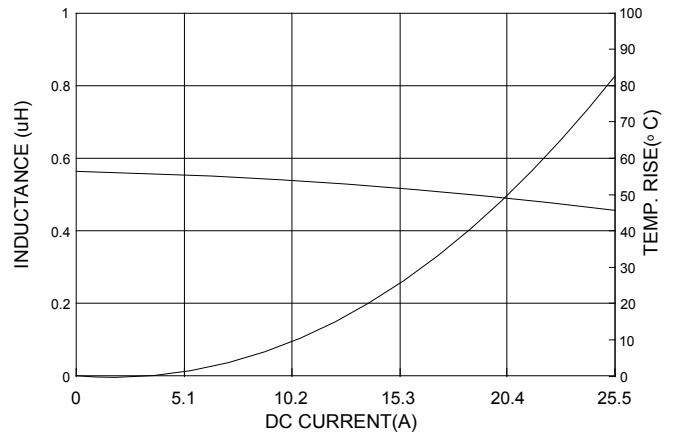
SMT Power Inductor

High Current Molded Power Inductor - PA4341.XXXNLT Series

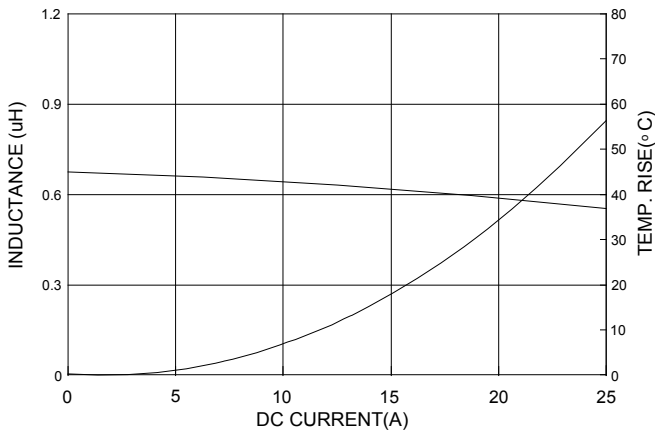
PA4341.471NLT



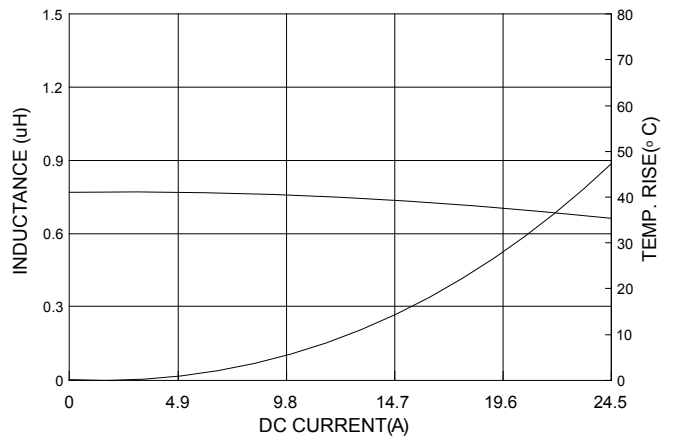
PA4341.561NLT



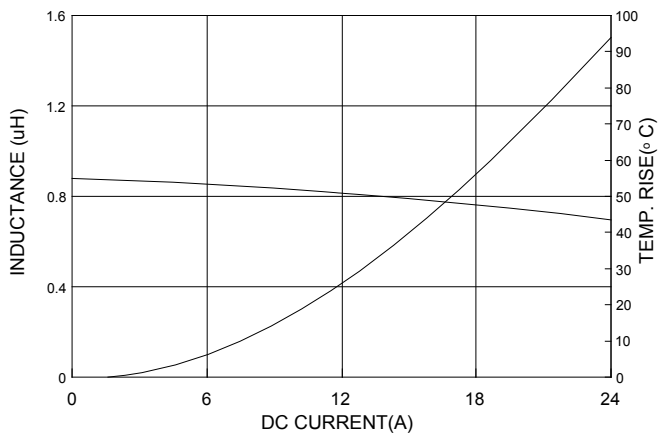
PA4341.681NLT



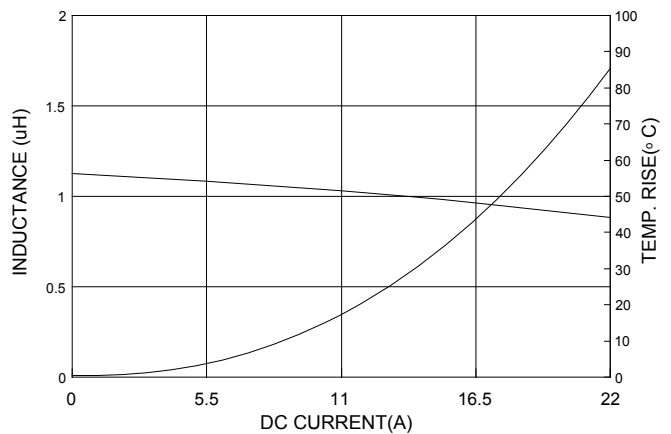
PA4341.751NLT



PA4341.821NLT



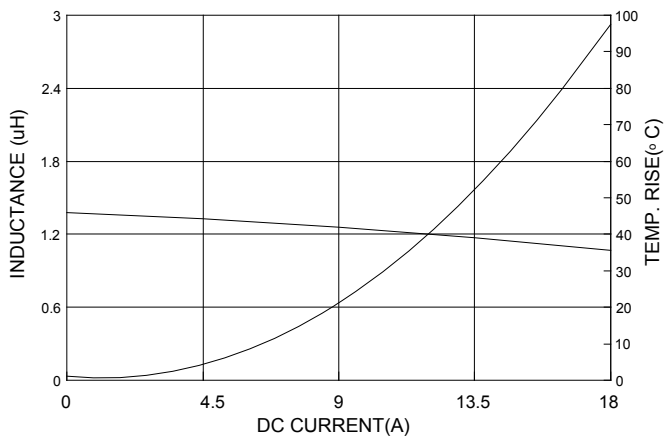
PA4341.102NLT



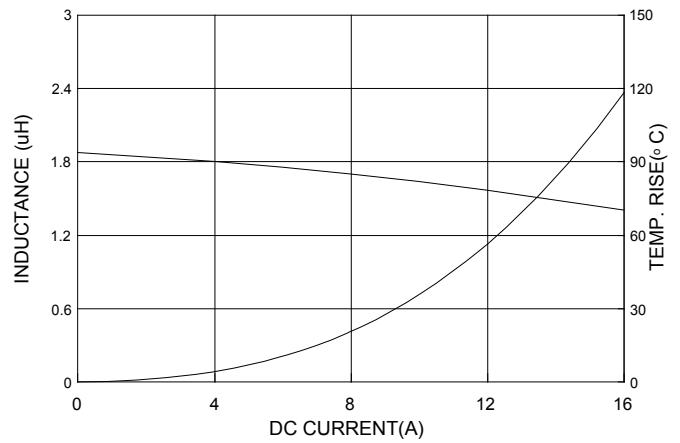
SMT Power Inductor

High Current Molded Power Inductor - PA4341.XXXNLT Series

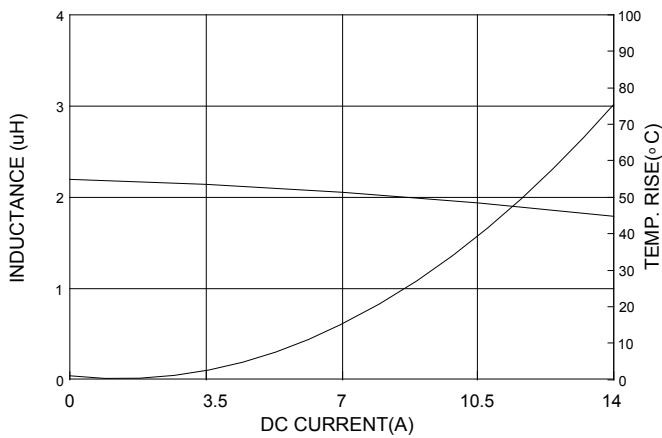
PA4341.152NLT



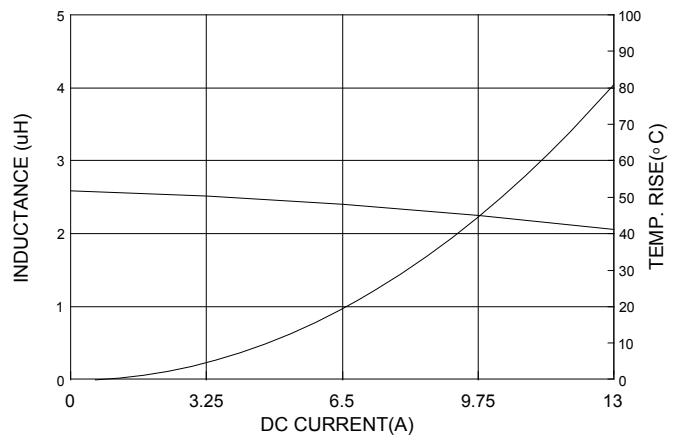
PA4341.182NLT



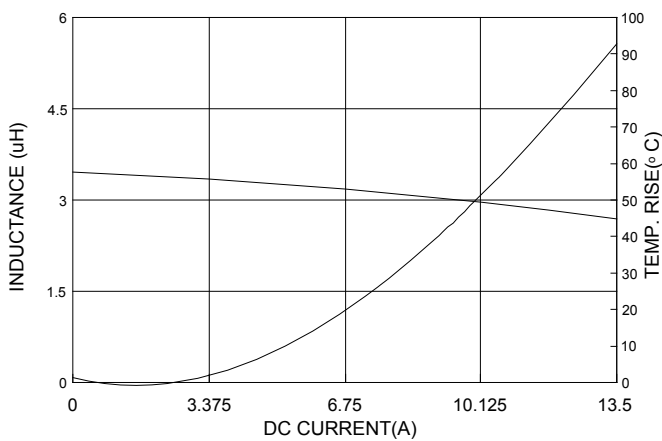
PA4341.222NLT



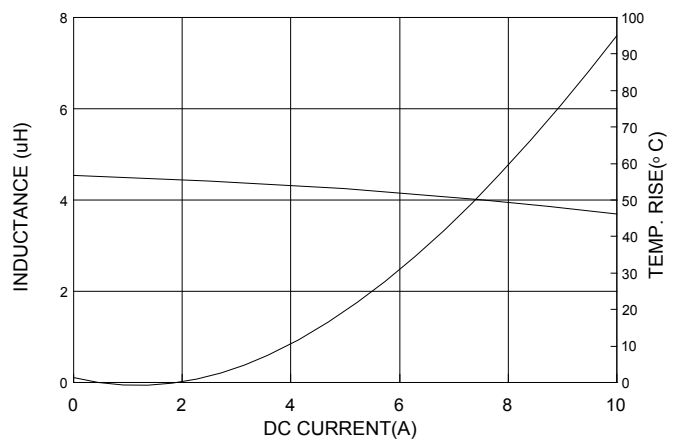
PA4341.252NLT



PA4341.332NLT



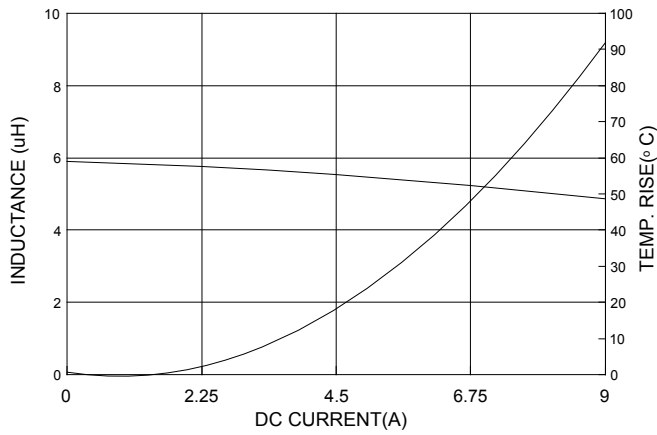
PA4341.472NLT



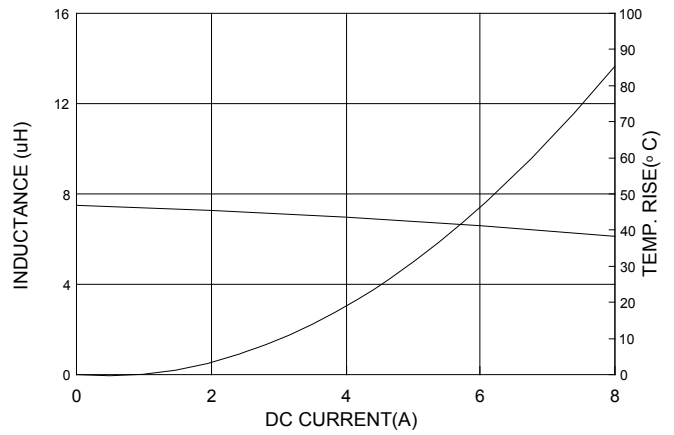
SMT Power Inductor

High Current Molded Power Inductor - PA4341.XXXNLT Series

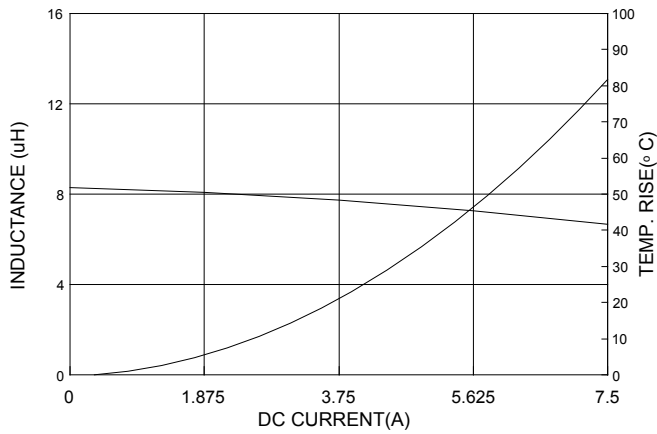
PA4341.562NLT



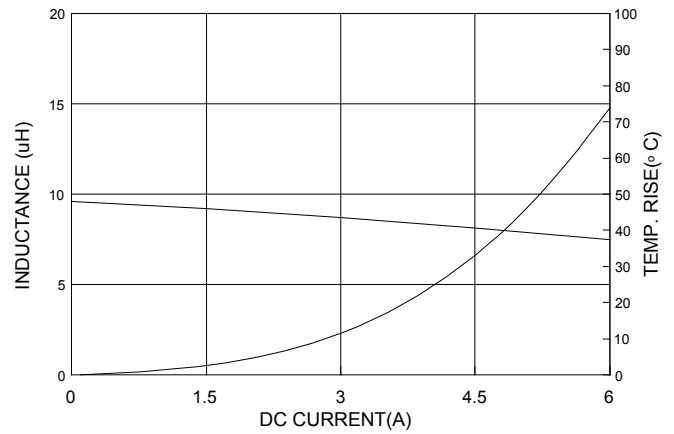
PA4341.682NLT



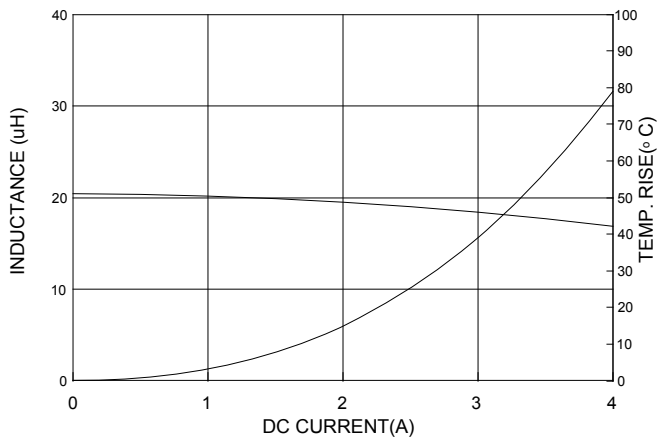
PA4341.822NLT



PA4341.103NLT



PA4341.223NLT



SMT Power Inductor

High Current Molded Power Inductor - PA4341.XXXNLT Series

For More Information

Pulse Worldwide Headquarters

12220 World Trade Drive
San Diego, CA 92128
U.S.A.

Tel: 858 674 8100
Fax: 858 674 8262

Pulse Europe

Pulse Electronics GmbH
Am Rottland 12
58540 Meinerzhagen
Germany

Tel: 49 2354 777 100
Fax: 49 2354 777 168

Pulse China Headquarters

B402, Shenzhen Academy of
Aerospace Technology Bldg.
10th Kejinan Road
High-Tech Zone
Nanshan District
Shenzhen, PR China 518057

Tel: 86 755 33966678
Fax: 86 755 33966700

Pulse North China

Room 2704/2705
Super Ocean Finance Ctr.
2067 Yan An Road West
Shanghai 200336
China

Tel: 86 21 62787060
Fax: 86 2162786973

Pulse South Asia

135 Joo Seng Road
#03-02
PM Industrial Bldg.
Singapore 368363

Tel: 65 6287 8998
Fax: 65 6287 8998

Pulse North Asia

3F, No. 198
Zhongyuan Road
Zhongli City
Taoyuan County 320
Taiwan R. O. C.
Tel: 886 3 4356768
Fax: 886 3 4356823 (Pulse)
Fax: 886 3 4356820 (FRE)

Performance warranty of products offered on this data sheet is limited to the parameters specified. Data is subject to change without notice. Other brand and product names mentioned herein may be trademarks or registered trademarks of their respective owners. © Copyright, 2016. Pulse Electronics, Inc. All rights reserved.