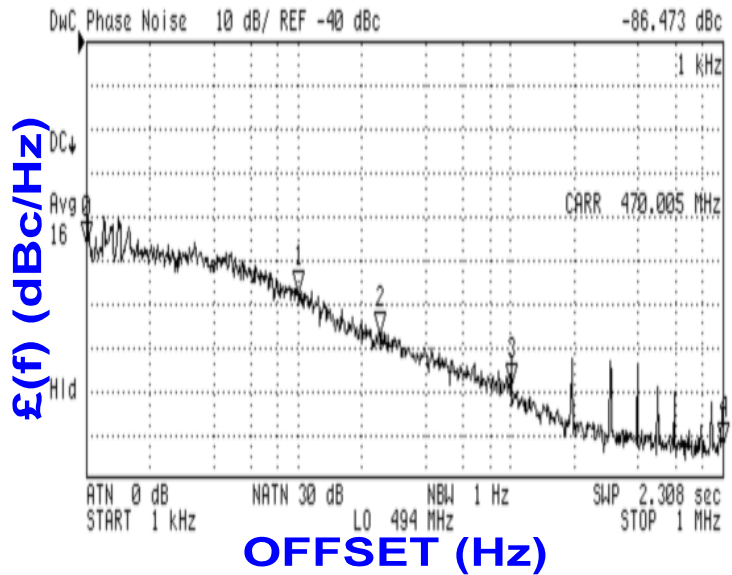


**PHASE NOISE (1 Hz BW, typical)**



**FEATURES**

- Frequency Range: 470 - 520 MHz
- Step Size: 100 KHz
- cPLL - Style Package

**APPLICATIONS**

- Satellite Modems
- Mobile Radios
- CATV

PERFORMANCE SPECIFICATIONS	VALUE	UNITS
Frequency Range	470 - 520	MHz
Phase Noise @ 10 kHz offset (1 Hz BW, typ.)	-97	dBc/Hz
Harmonic Suppression (2nd, typ.)	-10	dBc
Sideband Spurs (typ.)	-65	dBc
Power Output	4±3	dBm
Load Impedance	50	Ω
Step Size	100	KHz
Charge Pump Output Current	3750	μA
Switching Speed (typ., adjacent channel)	2	mSec
Startup Lock Time (typ.)	3	mSec
Operating Temperature Range	-40 to 85	°C
Package Style	cPLL	
POWER SUPPLY REQUIREMENTS		
Supply Voltage (Vcc, nom.)	3.3	Vdc
Supply Current (Icc, typ.)	25	mA

All specifications are typical unless otherwise noted and subject to change without notice.

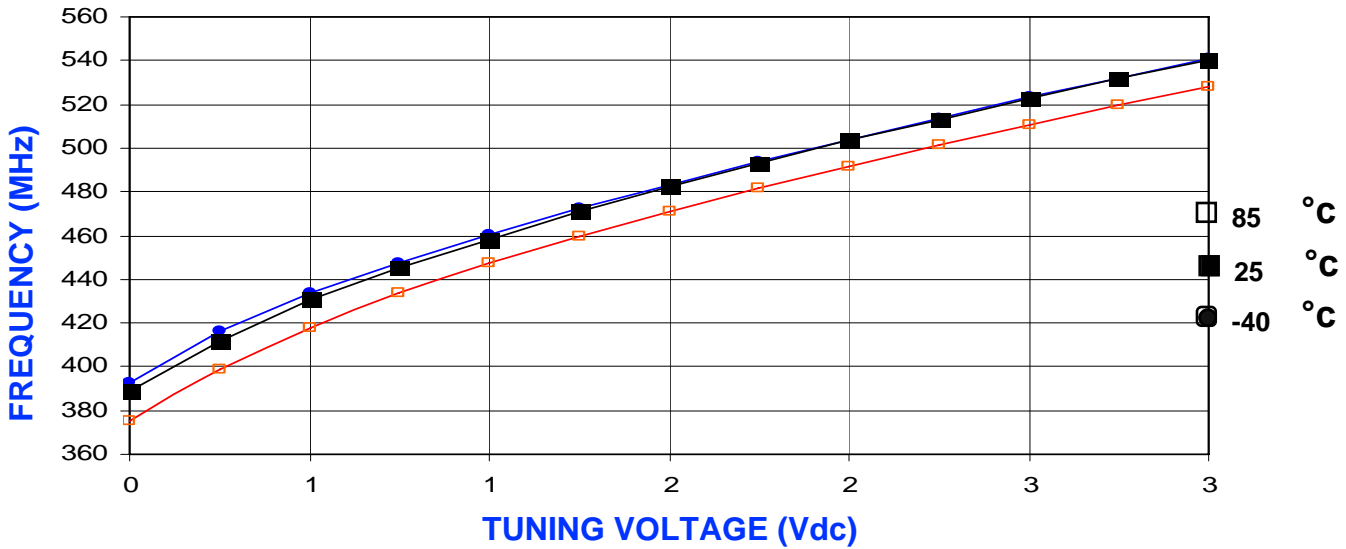
**APPLICATION NOTES**

- AN-107 : How to Solder Z-COMM VCOs / PLLs
- AN-200 : Mounting and Grounding of Z-COMM PLLs
- AN-201 : PLL Fundamentals      AN-202 : PLL Functional Description

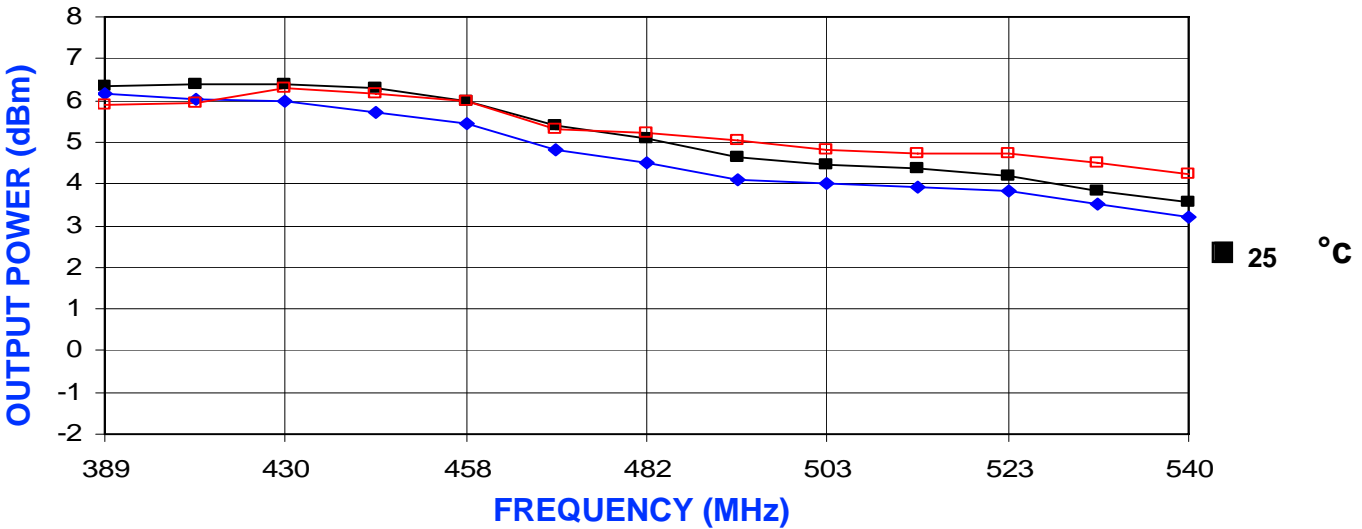
**NOTES:**

Reference Oscillator Signal: 5 MHz <math>f\_{osc}</math> <math>< 100</math> MHz  
 Frequency Synthesizer IC: Analog Devices - ADF4113

**VCO TUNING CURVE, typ.**



**VCO POWER CURVE, typ.**



**PHYSICAL DIMENSIONS**

