

- Universal AC input
- Low leakage current $\leq 0.5\text{mA}$
- Protections: Short circuit / Overload / Over voltage
- Fixed switching frequency at 100KHz
- Cooling by free air convection
- High reliability



Model Number	Output Volts	Output Amps	Ripple & Noise	Line Reg	Load Reg	OVP	Volt Tolerance	Min Load
DUAL OUTPUT								
PD-25A	5 Volts(DC)	2.1 Amps	50mVpk-pk	$\pm 0.5\%$	$\pm 1.0\%$	5.75~6.75V	$\pm 2.0\%$	0.2~2.5Amps
	12 Volts(DC)	1.2 Amps	150mVpk-pk	$\pm 2.0\%$	$\pm 4.0\%$	13.8~16.2V	$\pm 6.0\%$	0.1~1.5Amps
PD-25B	5 Volts(DC)	1.2 Amps	50mVpk-pk	$\pm 0.5\%$	$\pm 1.0\%$	5.75~6.75V	$\pm 2.0\%$	0.2~2.0Amps
	24 Volts(DC)	0.8 Amps	200mVpk-pk	$\pm 2.0\%$	$\pm 4.0\%$	27.6~32.4V	$\pm 6.0\%$	0.1~1.0Amps
PD-2505	5 Volts(DC)	2.5 Amps	50mVpk-pk	$\pm 1.0\%$	$\pm 4.0\%$	5.75~6.75V	$\pm 6.0\%$	0.1~3.0Amps
	-5 Volts(DC)	2.5Amps	50mVpk-pk	$\pm 1.0\%$	$\pm 4.0\%$	5.75~6.75V	$\pm 6.0\%$	0.1~2.5Amps
PD-2512	12 Volts(DC)	1.0 Amps	50mVpk-pk	$\pm 0.5\%$	$\pm 3.0\%$	13.8~16.2V	$\pm 4.0\%$	0.1~1.2Amps
	-12 Volts(DC)	1.0 Amps	50mVpk-pk	$\pm 0.5\%$	$\pm 3.0\%$	13.8~16.2V	$\pm 4.0\%$	0.1~1.2Amps
PD-2515	15Volts(DC)	0.8 Amps	50mVpk-pk	$\pm 0.5\%$	$\pm 3.0\%$	17.3~20.3V	$\pm 4.0\%$	0.1~1.0Amps
	-15 Volts(DC)	0.8 Amps	50mVpk-pk	$\pm 0.5\%$	$\pm 3.0\%$	17.3~20.3V	$\pm 4.0\%$	0.1~1.0Amps
PD-2503	5Volts(DC)	3 Amps	50mVpk-pk	$\pm 2.0\%$	$\pm 4.0\%$	5.75~6.75V	+5,-8%	0.1~4.0Amps
	3.3 Volts(DC)	3 Amps	50mVpk-pk	$\pm 1.0\% \pm$	1.0%	3.8~4.46V	$\pm 2.0\%$	0.2~5.0Amps

25W Dual Output Switching Power Supply

PD25 series

INPUT SPECIFICATIONS

Input Voltage Range	90-264VAC / 120-370 Volts(DC)
Frequency Range	47-63Hz
Inrush Current, typ: (cold start)	40 Amps
Input Current	0.65 Amps max @115VAC 0.40 Amps max @ 230VAC
Leakage current	< 0.5mAmps / 240VAC

OUTPUT SPECIFICATIONS

Voltage and Current	See Selection Chart
Line Regulation	See Selection Chart
Load Regulation	See Selection Chart
Voltage Tolerance (Note 2)	See Selection Chart
Ripple/Noise (Note 1)	See Selection Chart
Hold Up Time @ FL	50mS / 230VAC 16mS / 115VAC
Setup, Rise Time @ FL	250mS, 50mS / 230VAC 250mS, 30mS / 115VAC
Over Temperature Protection	Tj 135°C typ. (U1) detect on main control IC. Shutdown o/p voltage, re-power
Over Voltage Protection	See Selection Chart Hiccup mode, auto recover
Over Current Protection	Above 105% rated output power Hiccup mode, auto recover

GENERAL SPECIFICATIONS

Safety	UL60950-1 TUV EN60950-1 Approved
Insulation Resistance	≥ 100MΩ / 500Volts(DC)
Harmonic Current	Compliance to EN61000-3-2,-3
Efficiency	75% typ.
Isolation	3000VAC Input - Output 1500VAC Input - Ground 500VAC Output - Ground

ENVIRONMENTAL SPECIFICATIONS

Oper. Temperature	10°C to +60°C (+70°C PD-2503) See Derate Curves
Storage Temperature	-20°C to +85°C, 10~95% RH
Relative Humidity	20 to +90% RH
Temperature Coefficient	±0.03% / °C (0-50°C) 5Volts(DC)only: PD-25A/B/05/03 12Volts(DC)only: PD-2512 15Volts(DC)only: PD-2515
MTBF	507.9K Hrs MIL-HDBK-217F (25°C)
Vibration	10~500Hz, 2G10min./1cycle, period for 60min. each along X, Y, Z axes
EMI (Note 3)	Compliance to EN55022 (CISPR22) Class B
EMS (Note 3)	Compliance to EN61000-4-2,3,4,5 light industry level, criteria A

PHYSICAL SPECIFICATIONS

Size	Millimeters 107 x 61 x 28 Inches 4.2" x 2.40" x 1.10"
Weight	5.29 oz (150g)

NOTE

1. Ripple and Noise are measured at 20MHz of bandwidth by using a 12" twisted pair-wire terminated with a 0.1uf & 47 uf parallel capacitor.
2. Tolerance: includes set up tolerance, line regulation and load regulation.
3. The power supply is considered a component in the end application/ equipment. Since EMC performance will be affected by the completed installation, the final equipment manufacturer must re-qualify EMC to desired directives.

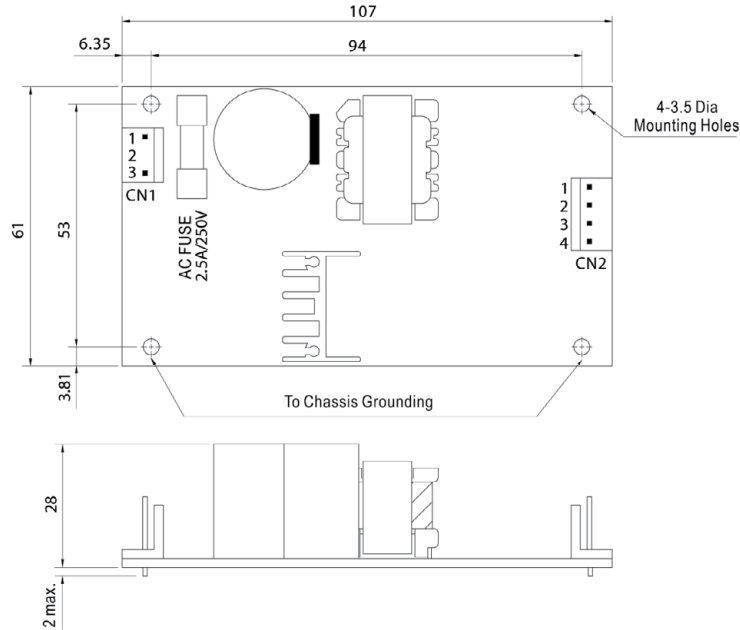
All specifications are typical at nominal input, full load, and 25°C unless otherwise noted

25W Dual Output Switching Power Supply

PD25 series

MECHANICAL SPECIFICATION

Unit:mm



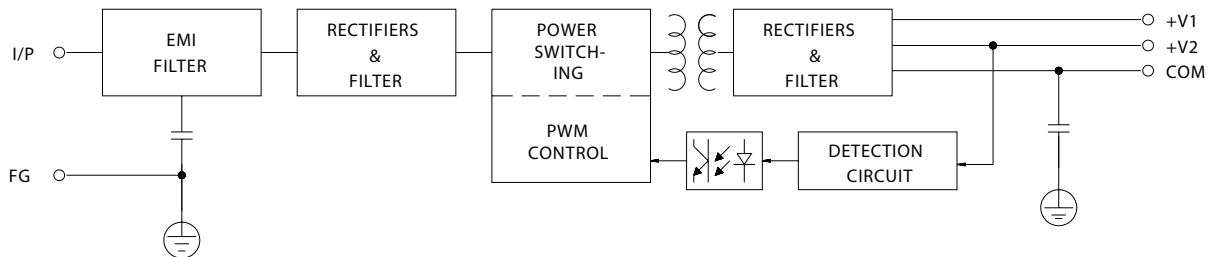
AC Input Connector (CN1) : Molex 41791-03 or equivalent

Pin No.	Assignment	Mating Housing	Terminal
1	AC/L	Molex 2139 or equivalent	Molex 2478 or equivalent
2	No Pin		
3	AC/N		

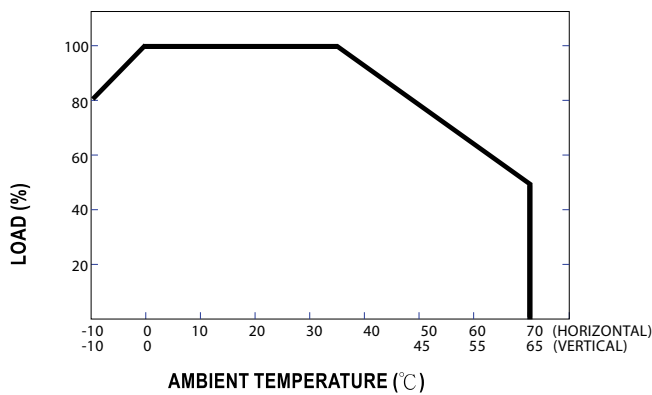
DC Output Connector (CN2) : Molex 41791-04 or equivalent

Pin No.	Assignment	Mating Housing	Terminal
1	V1	Molex 2139 or equivalent	Molex 2478 or equivalent
2,3	COM		
4	V2		

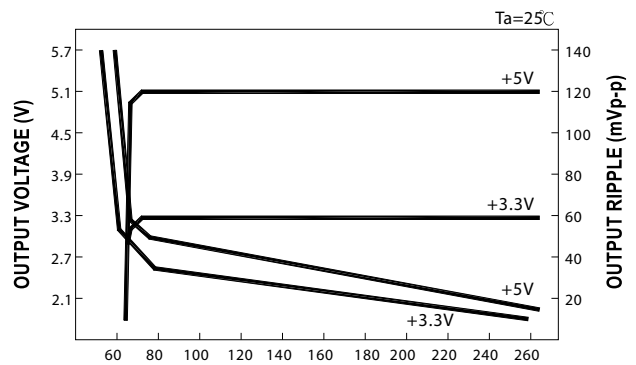
BLOCK DIAGRAM



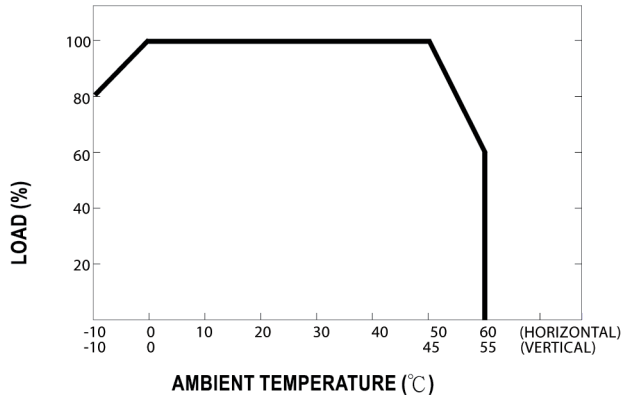
OUTPUT DERATING - PD-2503



STATIC CHARACTERISTICS - PD-2503



OUTPUT DERATING - PD-25xx



STATIC CHARACTERISTICS - PD-25xx

