

- Universal AC input
- Low leakage current  $\leq 0.5\text{mA}$
- Protections: Short circuit / Overload / Over voltage
- Fixed switching frequency at 65KHz
- Cooling by free air convection
- High reliability



Model Number	Output Volts	Output Amps	Ripple & Noise	Line Reg	Load Reg	Efficiency	Volt Tolerance	Min Load
<b>DUAL OUTPUT</b>								
PD-65A	5 Volts(DC)	5.5 Amps	50mVpk-pk	$\pm 1.0\%$	$\pm 3.0\%$	78%	$\pm 4.0\%$	0.4~7.0Amps
	12 Volts(DC)	2.8 Amps	120mVpk-pk	$\pm 2.0\%$	$\pm 4.0\%$	78%	$\pm 7.0\%$	0.2~3.2Amps
PD-65B	5 Volts(DC)	3.5 Amps	50mVpk-pk	$\pm 1.0\%$	$\pm 3.0\%$	81%	$\pm 4.0\%$	0.4~6.0Amps
	24 Volts(DC)	2.0 Amps	150mVpk-pk	$\pm 2.0\%$	$\pm 4.0\%$	81%	$\pm 7.0\%$	0.2~2.6Amps

## 65W Dual Output Switching Power Supply

## PD65 series

### INPUT SPECIFICATIONS

Input Voltage Range	90-264VAC / 127-370 Volts(DC)
Frequency Range	47-440Hz
Inrush Current, typ: (cold start)	20 Amps/ 115VAC; 40Amps/230VAC
Input Current	1.5 Amps max @115VAC
	0.9 Amps max @ 230VAC
Leakage Current	< 0.75mAmps

### OUTPUT SPECIFICATIONS

Voltage and Current	See Selection Chart
Line Regulation	See Selection Chart
Load Regulation	See Selection Chart
Voltage Tolerance (Note 2)	See Selection Chart
Ripple/Noise (Note 1)	See Selection Chart
Hold Up Time @ FL	60mS @ FL
Setup, Rise Time @ FL	800mS, 20mS @ FL
Over Voltage Protection	5Volts(DC) only: 5.75~6.75Volts(DC)
	Hiccup mode, auto recover
Over Current Protection	73~105W rated output power
	Hiccup mode, auto recover
DC Voltage Adjust	4.75~5.5Volts(DC): 5Volts(DC) only

### GENERAL SPECIFICATIONS

Safety	UL60950-1
	TUV EN60950-1 Approved
Insulation Resistance	≥ 100MΩ / 500Volts(DC)
EMI	Compliance to EN55022 (CISPR22)
	Class B
Harmonic Current	Compliance to EN61000-3-2,-3
Efficiency	See Selection Chart
Isolation	
	3000VAC Input - Output
	1500VAC Input - Ground
	500VAC Output - Ground
EMS	Compliance to
	EN61000-4-2,3,4,5,6,8,11
	ENV50204, EN55024
	light industry level, criteria A

All specifications are typical at nominal input, full load, and 25°C unless otherwise noted

### ENVIRONMENTAL SPECIFICATIONS

Oper. Temperature	-10°C to +60°C (See Derate Curve)
Storage Temperature	-20°C to +85°C, 10~95% RH
Relative Humidity	20 to +90% RH
Temperature Coefficient	±0.04% / °C (0-50°C) ON +5V output
MTBF	288.1K Hrs min, MIL-HDBK-217F (25°C)
Vibration	10~500Hz, 2G10min./1cycle, period for 60min. each along X, Y, Z axes

### PHYSICAL SPECIFICATIONS

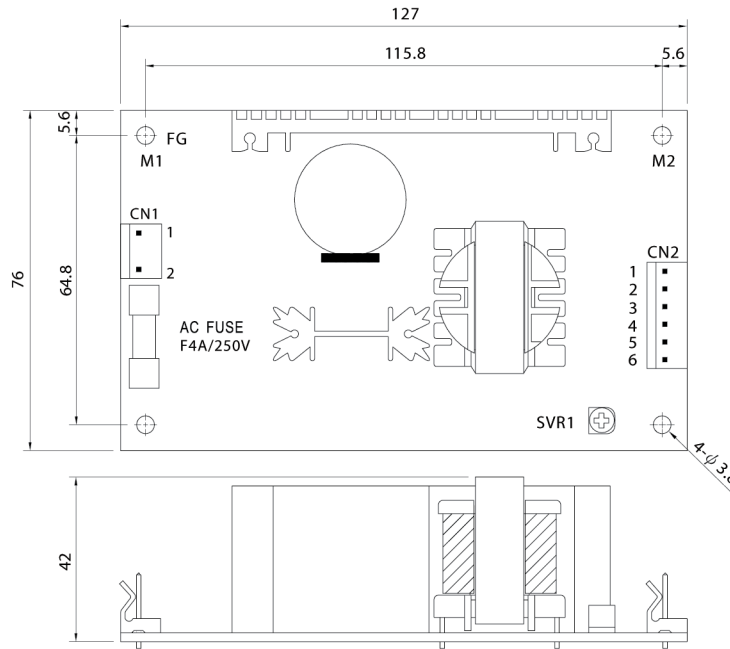
Size		
	Millimeters	127 x 76 x 42
	Inches	5" x 2.99" x 1.65"
Weight		8.47 oz (240g)

### NOTE

1. Ripple and Noise are measured at 20MHz of bandwidth by using a 12" twisted pair-wire terminated with a 0.1uf & 47 uf parallel capacitor.
2. Tolerance: includes set up tolerance, line regulation and load regulation.
3. Mounting holes M1 and M2 should be grounded for EMI purposes.

### Mechanical Specification

Unit:mm



AC Input Connector (CN1) : Molex 5277-02 or equivalent

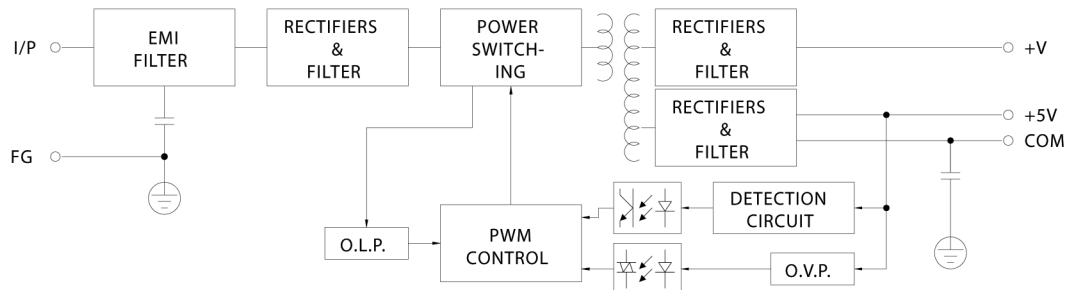
Pin No.	Assignment	Mating Housing	Terminal
1	AC/N	Molex 5195 or equivalent	Molex 5194 or equivalent
2	AC/L		

DC Output Connector (CN2) : Molex 5273-06 or equivalent

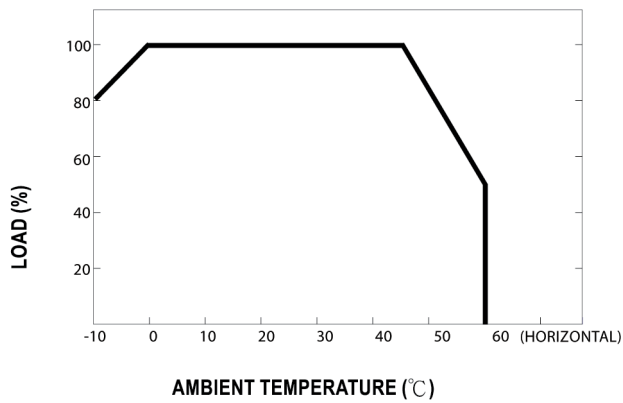
Pin No.	Assignment	Mating Housing	Terminal
1	+V	Molex 5195 or equivalent	Molex 5194 or equivalent
2,3	+5V		
4,5	COM		
6	NC		

### Block Diagram

fosc : 65KHz



■ Derating Curve



■ Output Derating VS Input Voltage

