



SMB Jack Connector Crimp/Solder  
Attachment For RG178, RG196

TECHNICAL DATA SHEET

PE4926

**SMB Jack Connector Crimp/Solder Attachment For RG178, RG196**

**Configuration**

Connector	SMB Jack
Connector Interface Type	RG178, RG196
Cable Attachment Method (Shield/Contact)	Crimp/Solder
Body Style	Straight

**Electrical Specifications**

Impedance, Ohms	50
-----------------	----

**Mechanical Specifications**

**Size**

Length, in [mm]	1.015 [25.78]
Width/Dia., in [mm]	0.219 [5.56]
Weight, lbs [g]	0.006 [2.72]

**Connector**

Type	SMB Jack
Contact Material and Plating	Gold
Body Material and Plating	Brass, Nickel
Dielectric Type	PTFE

**Compliance Certifications** (visit [www.Pasternack.com](http://www.Pasternack.com) for current document)

RoHS Compliant	Yes
----------------	-----

**Plotted and Other Data**

Notes:	Values at 25 °C, sea level
--------	----------------------------

SMB Jack Connector Crimp/Solder Attachment For RG178, RG196 from Pasternack Enterprises has same day shipment for domestic and International orders. Our RF, microwave and fiber optic products maintain a 99% availability and are part of the broadest selection in the industry.

Click the following link (or enter part number in "SEARCH" on website) to obtain additional part information including price, inventory and certifications: [SMB Jack Connector Crimp/Solder Attachment For RG178, RG196 PE4926](http://www.pasternack.com/smb-jack-standard-rg178-rg196-connector-pe4926-p.aspx)

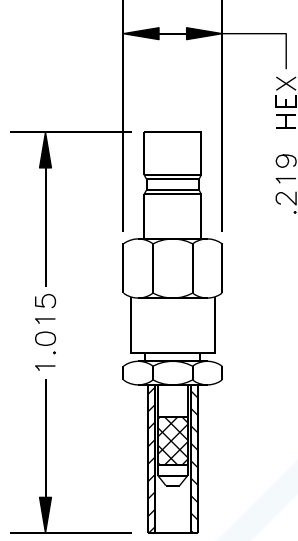
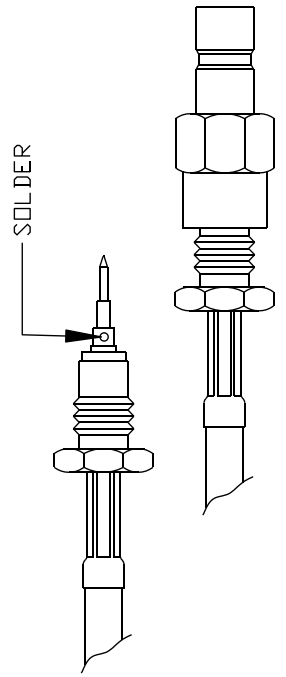
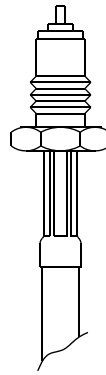
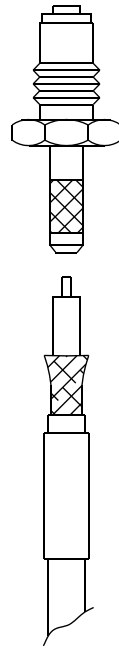
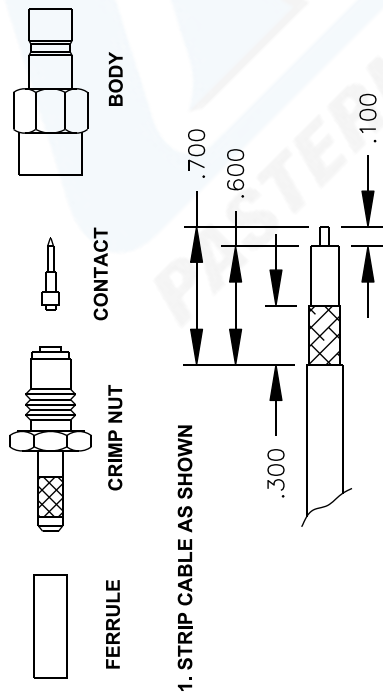
URL: <http://www.pasternack.com/smb-jack-standard-rg178-rg196-connector-pe4926-p.aspx>

The information contained in this document is accurate to the best of our knowledge and representative of the part described herein. It may be necessary to make modifications to the part and/or the documentation of the part, in order to implement improvements. Pasternack reserves the right to make such changes as required. Unless otherwise stated, all specifications are nominal.



<b>MATERIALS</b>	
<b>BODY</b>	BRASS NICKEL PLATED
<b>CONTACT</b>	GOLD PLATED
<b>INSULATOR</b>	PTFE

**ASSEMBLY PROCEDURES**



**PASTERMACK ENTERPRISES**  
ESTABLISHED 1972

**PASTERMACK ENTERPRISES, INC.**  
P.O. BOX 16759, IRVINE, CA 92623  
PHONE (949) 261-1920 FAX (949) 261-7451  
WEB ADDRESS: [www.pasternack.com](http://www.pasternack.com)  
E-MAIL ADDRESS: [sales@pasternack.com](mailto:sales@pasternack.com)  
**COAXIAL & FIBER OPTICS**

DWG TITLE	DES. SMB JACK CRIMP ATTACHMENT FOR RG178 & RG196		
<b>PE4926</b>	CAD FILE	121208	SCALE N/A
REV. A	<b>FSCM NO. 53919</b>	SIZE A	127

**NOTES:**

1. UNLESS OTHERWISE SPECIFIED ALL DIMENSIONS ARE NOMINAL.
2. ALL SPECIFICATIONS ARE SUBJECT TO CHANGE WITHOUT NOTICE AT ANY TIME.
3. DIMENSIONS ARE IN INCHES.