



# SMA SPDT PIN Diode Switch Operating From 2 GHz to 26.5 GHz Up To +30 dBm

## PIN Diode Switches Technical Data Sheet

PE71S2017

### Features

- SPDT Reflective Switch
- 2.0 GHz to 26.5 GHz
- Insertion Loss 3 dB max
- Isolation 30 dB min
- Power Input 30 dBm CW max

### Applications

- Test & Measurement
- Military Communication
- Commercial Communication

### Description

The PE71S2017 is a SPDT Reflective Switch designed to operate over the 2.0 GHz to 26.5 GHz Frequency Range. The switch is designed to maintain low insertion loss, high isolation, and fast switching speed.

### Electrical Specifications

TTL Control Logic

Off/Isolation: "0"  
 On/Low Loss: "1"

Description	Minimum	Typical	Maximum	Units
Frequency Range	2		26.5	GHz
Impedance		50		Ohms
Insertion Loss			3	dB
Isolation	30			dB
Switching Time			100	ns
Input Power (CW)			1	Watts
Positive Operating Voltage		5		Volts
Negative Operating Voltage		-5		Volts
Operating Temperature	-55		88	deg C

### Mechanical Specifications

#### Size

Length	1 in [25.4 mm]
Width	1 in [25.4 mm]
Height	0.6 in [15.24 mm]
Package Type	Connectorized Module
Design	SPDT, Reflective
RF Connector	SMA Female

Click the following link (or enter part number in "SEARCH" on website) to obtain additional part information including price, inventory and certifications: [SMA SPDT PIN Diode Switch Operating From 2 GHz to 26.5 GHz Up To +30 dBm PE71S2017](#)





SMA SPDT PIN Diode Switch Operating From  
2 GHz to 26.5 GHz Up To +30 dBm

## PIN Diode Switches Technical Data Sheet

PE71S2017

### Environmental Specifications

#### Temperature

Operating Range

ESD Sensitivity

-55 to 88 deg C

ESD Sensitive Material, Transport material in Approved  
ESD bags. Handle only in ESD Workstation.



### Compliance Certifications (visit [www.Pasternack.com](http://www.Pasternack.com) for current document)

Not RoHS Compliant

### Plotted and Other Data

Notes:

Click the following link (or enter part number in "SEARCH" on website) to obtain additional part information including price, inventory and certifications: [SMA SPDT PIN Diode Switch Operating From 2 GHz to 26.5 GHz Up To +30 dBm PE71S2017](#)

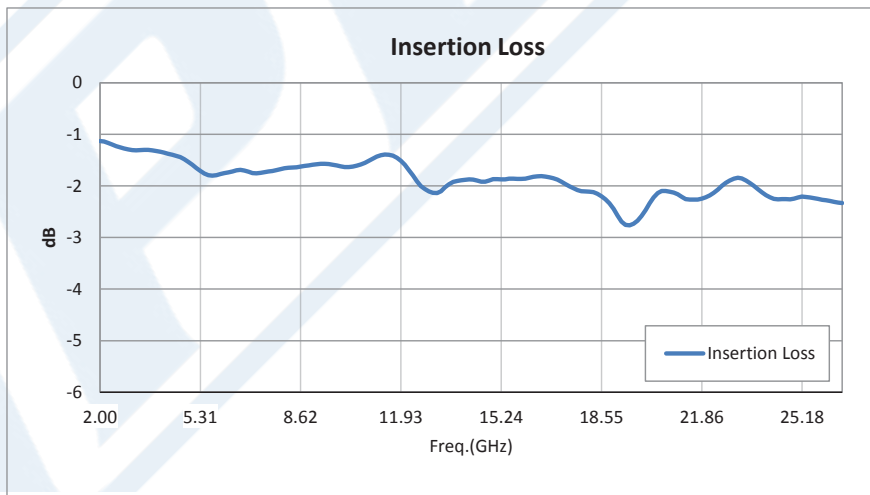
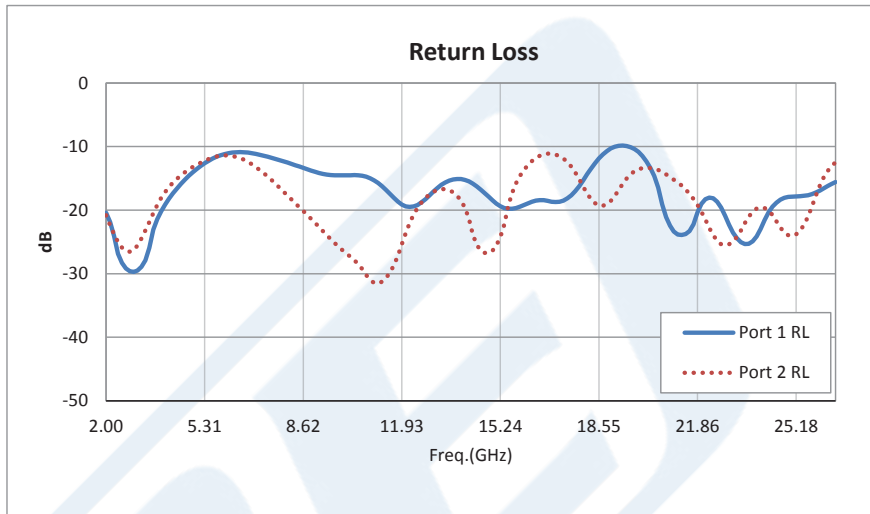


SMA SPDT PIN Diode Switch Operating From  
2 GHz to 26.5 GHz Up To +30 dBm

PIN Diode Switches Technical Data Sheet

PE71S2017

Typical Performance Data



Click the following link (or enter part number in "SEARCH" on website) to obtain additional part information including price, inventory and certifications: [SMA SPDT PIN Diode Switch Operating From 2 GHz to 26.5 GHz Up To +30 dBm PE71S2017](#)

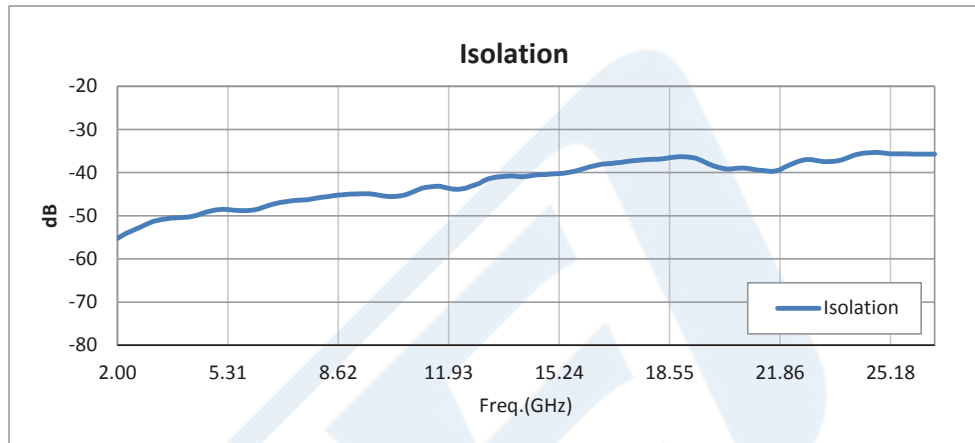




SMA SPDT PIN Diode Switch Operating From  
2 GHz to 26.5 GHz Up To +30 dBm

PIN Diode Switches Technical Data Sheet

PE71S2017



SMA SPDT PIN Diode Switch Operating From 2 GHz to 26.5 GHz Up To +30 dBm from Pasternack Enterprises has same day shipment for domestic and International orders. Our RF, microwave and millimeter wave products maintain a 99% availability and are part of the broadest selection in the industry.

Click the following link (or enter part number in "SEARCH" on website) to obtain additional part information including price, inventory and certifications: [SMA SPDT PIN Diode Switch Operating From 2 GHz to 26.5 GHz Up To +30 dBm PE71S2017](#)





## SMA SPDT PIN Diode Switch Operating From 2 GHz to 26.5 GHz Up To +30 dBm

### PIN Diode Switches Technical Data Sheet

PE71S2017

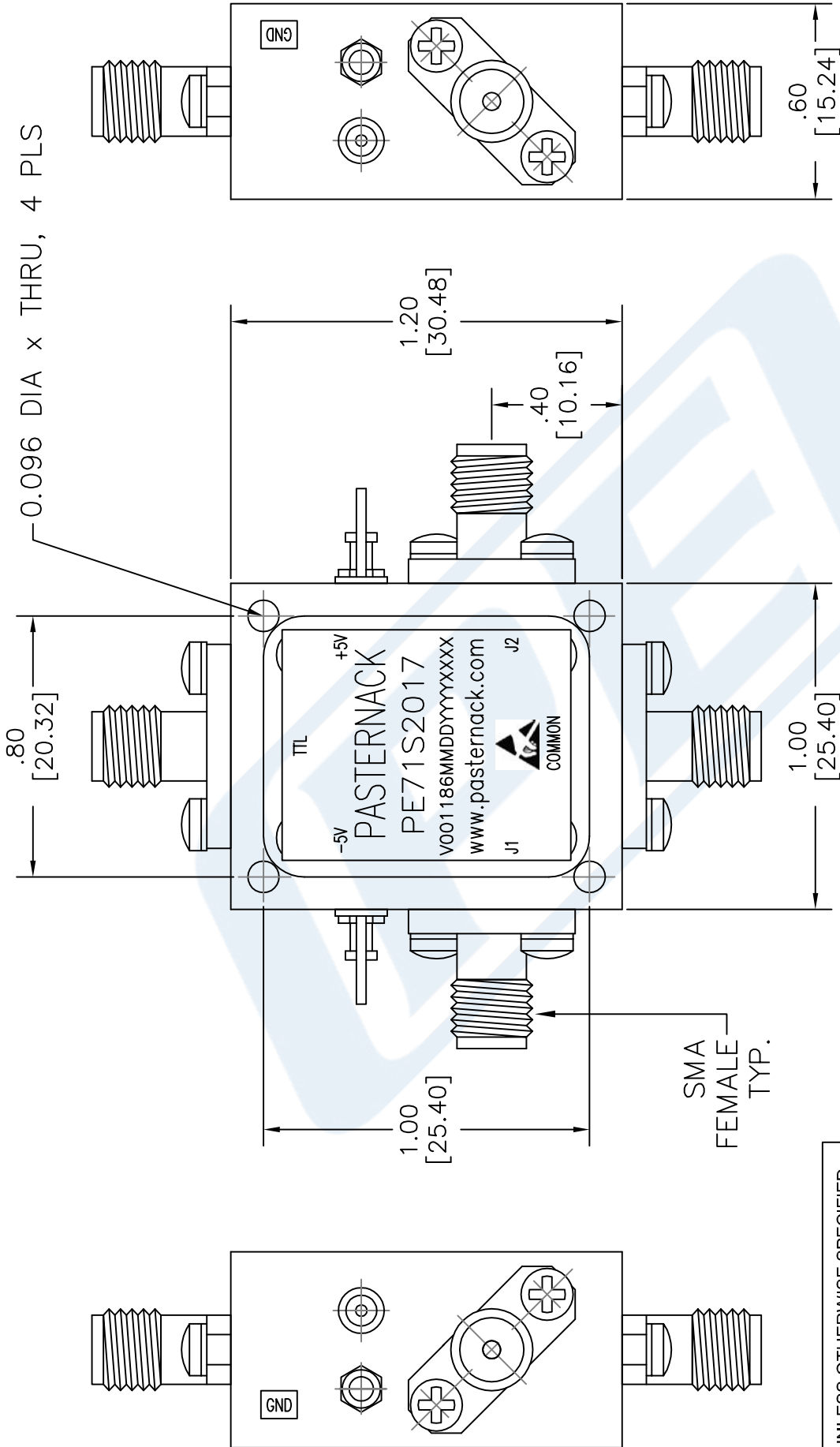
Click the following link (or enter part number in "SEARCH" on website) to obtain additional part information including price, inventory and certifications: [SMA SPDT PIN Diode Switch Operating From 2 GHz to 26.5 GHz Up To +30 dBm PE71S2017](http://www.pasternack.com/sma-spdt-pin-diode-switch-2-26.5-ghz-30-dbm-pe71s2017-p.aspx)

URL: <http://www.pasternack.com/sma-spdt-pin-diode-switch-2-26.5-ghz-30-dbm-pe71s2017-p.aspx>

The information contained in this document is accurate to the best of our knowledge and representative of the part described herein. It may be necessary to make modifications to the part and/or the documentation of the part, in order to implement improvements. Pasternack reserves the right to make such changes as required. Unless otherwise stated, all specifications are nominal. Pasternack does not make any representation or warranty regarding the suitability of the part described herein for any particular purpose, and Pasternack does not assume any liability arising out of the use of any part or documentation.

# PE71S2017 CAD Drawing

SMA SPDT PIN Diode Switch Operating From 2 GHz to 26.5 GHz Up To +30 dBm



LOGIC TABLE		
TTL	LOW	ISOLATION
LOGIC LOSS		
HIGH	C-J2	C-J1
LOW	C-J1	C-J2

- NOTES:
1. UNLESS OTHERWISE SPECIFIED ALL DIMENSIONS ARE NOMINAL.
  2. ALL SPECIFICATIONS ARE SUBJECT TO CHANGE WITHOUT NOTICE AT ANY TIME.
  3. DIMENSIONS ARE IN INCHES [mm].
  4. FITS MIL-C-17 AND EQUIVALENT CABLES.

DWG TITLE  
**PE71S2017**

**PE PASTERNAK**  
THE ENGINEER'S RF SOURCE  
Pasternack Enterprises, Inc.  
P.O. Box 16759 | Irvine | CA | 92623  
Phone: (949) 261-1920 | Fax: (949) 261-7451  
Website: www.pasternack.com | E-Mail: sales@pasternack.com

CAD FILE 082615 SCALE N/A SIZE A 2233

FSCM NO. 53919

UNLESS OTHERWISE SPECIFIED:  
DIMENSIONS ARE IN: inches  
TOLERANCES ARE: [mm]  
.XX ± .01 [±.25]  
.XX ± .001 [±.025]

\* THESE DIMENSIONS AND TOLERANCES SUPERSEDE NOTE #1 ON TITLE BLOCK.