

Protection in Portable Electronics Applications.

FEATURES

- 50 Watts peak pulse power ($t_p=8/20\mu s$)
- Transient protection for data lines to
IEC 61000-4-2(ESD) 15kV(Air), 8kV(Contact)
IEC 61000-4-4(EFT) 40A($t_p=5/50ns$)
IEC 61000-4-5(Lightning) 5A($t_p=8/20\mu s$)
- Bidirectional Type Pin Configuration Structure.
- Small package for use in portable electronics.
- Suitable replacement for Multi-Layer Varistors in ESD protection applications.
- Protects one I/O or power line.
- Low clamping voltage.
- Low leakage current.

APPLICATIONS

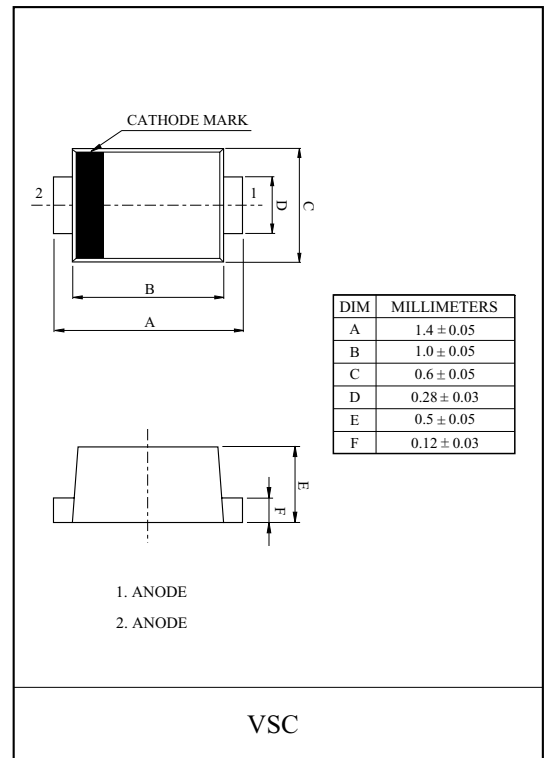
- Cell phone handsets and accessories.
- Microprocessor based equipment.
- Personal digital assistants (PDA s)
- Notebooks, desktops, & servers.
- Portable instrumentation.
- Pagers peripherals.

MAXIMUM RATING ($T_a=25^\circ C$)

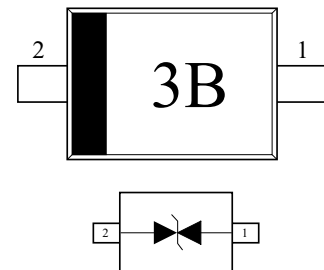
CHARACTERISTIC	SYMBOL	RATING	UNIT
Peak Pulse Power($t_p=8/20\mu s$)	P_{PK}	50	W
Junction Temperature	T_j	-55 ~ 150	$^\circ C$
Storage Temperature	T_{stg}	-55 ~ 150	$^\circ C$

ELECTRICAL CHARACTERISTICS ($T_a=25^\circ C$)

CHARACTERISTIC	SYMBOL	TEST CONDITION	MIN.	TYP.	MAX.	UNIT
Reverse Stand-Off Voltage	V_{RWM}	-	-	-	3.3	V
Zener Voltage	V_Z	$I_t=1mA$	4.2	-	6.2	V
Reverse Leakage Current	I_R	$V_{RWM}=3.3V$	-	-	20	μA
Junction Capacitance	C_J	$V_R=0V, f=1MHz$	-	-	25	pF

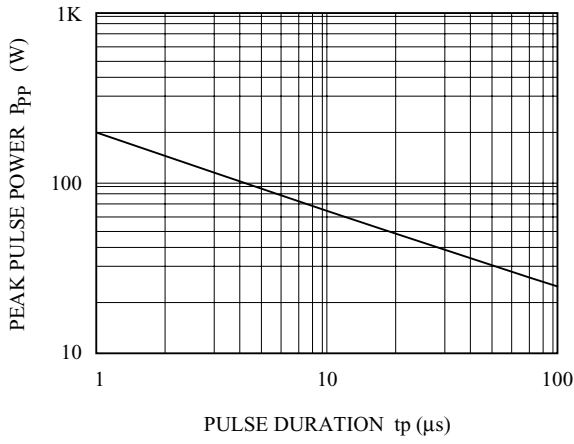


Marking

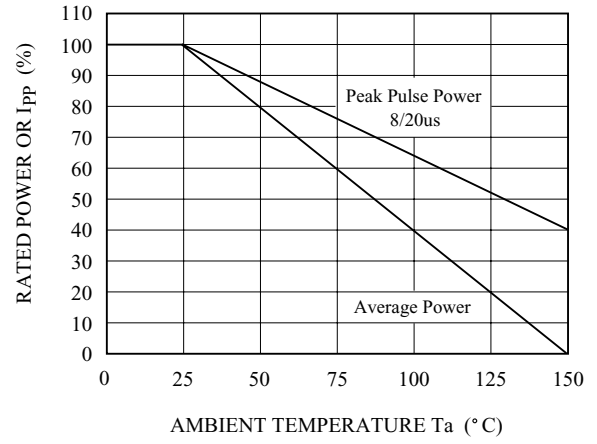


PG03DBVSC

NON-REPETITIVE PEAK PULSE
POWER VS. PULSE TIME



POWER DERATION CURVE



PULSE WAVEFORM

