

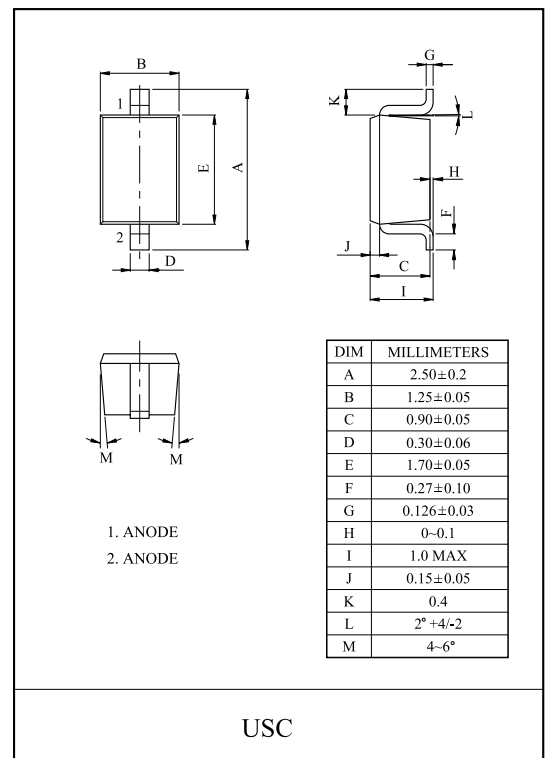
Protection in Portable Electronics Applications.

FEATURES

- 350 Watts peak pulse power ($t_p=8/20 \mu s$)
- Transient protection for data lines to IEC 61000-4-4(EFT) 40A($t_p=5/50ns$) IEC 61000-4-5(Lightning) 8A($t_p=8/20 \mu s$)
- Bidirectional Type Pin Configuration Structure.
- Small package for use in portable electronics.
- Suitable replacement for Multi-Layer Varistors in ESD protection applications.
- Protects on I/O or power line.
- Low clamping voltage.
- Low leakage current.

APPLICATIONS

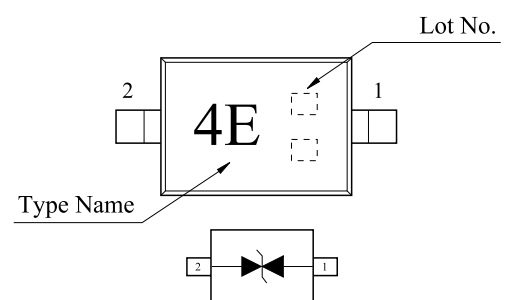
- Cell phone handsets and accessories.
- Microprocessor based equipment.
- Personal digital assistants (PDA s)
- Notebooks, desktops, & servers.
- Portable instrumentation.
- Pagers peripherals.



MAXIMUM RATING (Ta=25 °C)

CHARACTERISTIC	SYMBOL	RATING	UNIT
Peak Pulse Power ($t_p=8/20 \mu s$)	P_{PK}	350	W
Peak Pulse Current ($t_p=8/20 \mu s$)	I_{PP}	8	A
Operating Temperature	T_j	-55 150	
Storage Temperature	T_{stg}	-55 150	

Marking

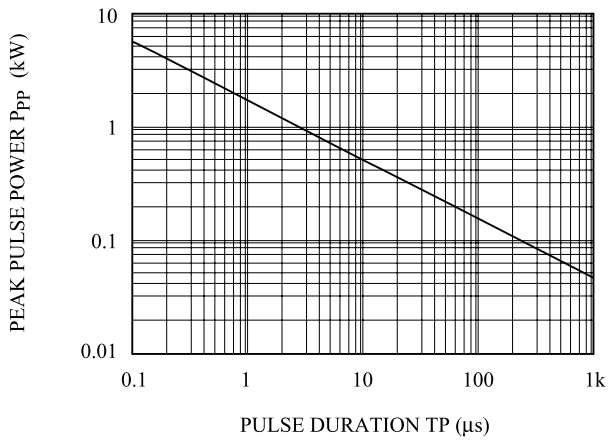


ELECTRICAL CHARACTERISTICS (Ta=25 °C)

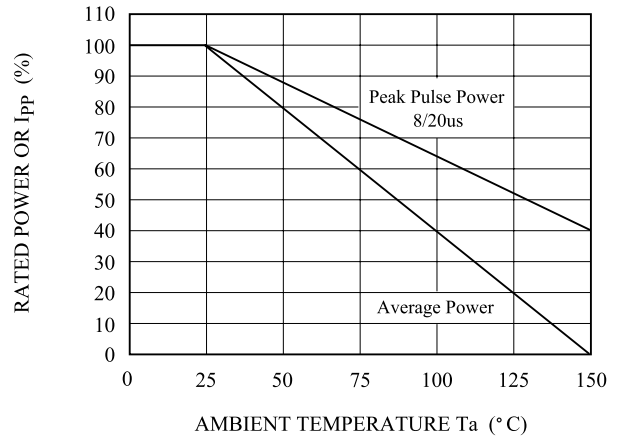
CHARACTERISTIC	SYMBOL	TEST CONDITION	MIN.	TYP.	MAX.	UNIT	
Reverse Stand-Off Voltage	V_{RWM}	-	-	-	24	V	
Reverse Breakdown Voltage	V_{BR}	$I_t=1mA$	27.2	-	-	V	
Reverse Leakage Current	I_R	$V_{RWM}=24V$	-	-	1	μA	
Clamping Voltage	V_C	$I_{PP}=8A, t_p=8/20 \mu s$	-	-	45	V	
Junction Capacitance	C_J	$V_R=0V, f=1MHz$	-	-	50	pF	
Electrostatic Discharge	ESD	IEC61000-4-2	Air	20	-	-	KV
			Contact	20	-	-	

PG24EBUSC

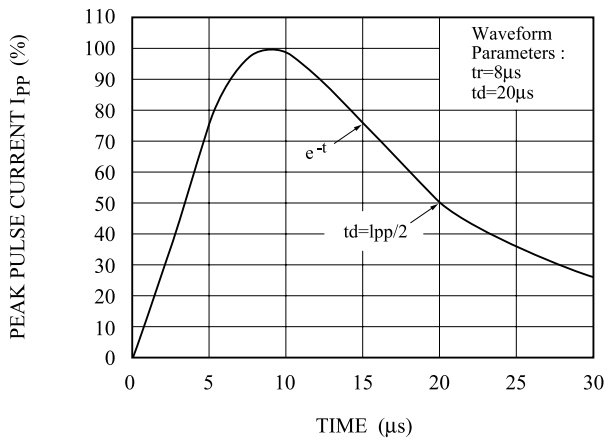
NON-REPETITIVE PEAK PULSE POWER VS. PULSE TIME



POWER DERATION CURVE



PULSE WAVEFORM



$C_J - V_R$

