



PJE24HWS

SINGLE LINE TVS DIODE FOR ESD PROTECTION PORTABLE ELECTRONICS

VOLTAGE 24 Volts **IPP** 14 Amperes

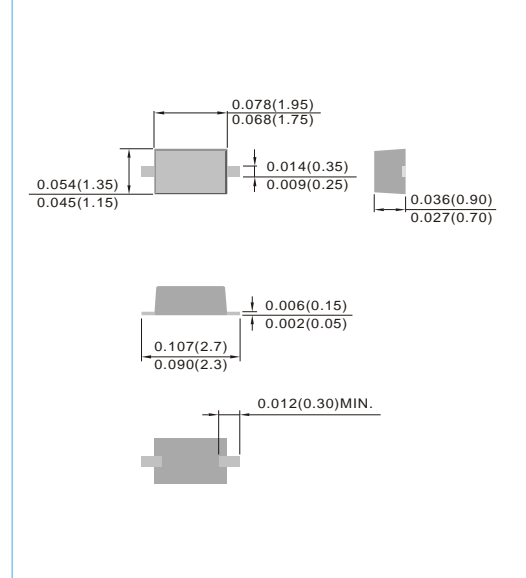
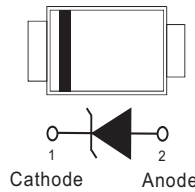
SOD-323 Unit : inch(mm)

FEATURES

- Small package for use in portable electronics
- Suitable replacement for MLV'S in ESD protection applications
- Low clamping voltage and leakage current
- High surge capability
- Lead free in comply with EU RoHS 2011/65/EU directives
- Green molding compound as per IEC61249 Std. . (Halogen Free)

MECHANICAL DATA

- Case : SOD-323, Molded plastic over passivated junction
- Terminals : Solderable per MIL-STD-750, Method 2026
- Approx Weight : 0.0041 grams
- Marking : QM



MAXIMUM RATINGS AND ELECTRICAL CHARACTERISTICS

Rating	Symbol	Value	Units
Peak Pulse Current on 8/20 μ s waveform (Notes 1,2,3)	I_{PP}	14	A
ESD Voltage Air Mode	V_{ESD}	30	KV
ESD Voltage Contact Mode	V_{ESD}	30	KV
Operating Temperature And Storage Temperature	T_J, T_{STG}	-55 to +150	$^{\circ}$ C

ELECTRICAL CHARACTERISTICS

Parameter	Symbol	Conditions	Min.	Typ.	Max.	Units
Reverse Stand-Off Voltage (Notes 4)	V_{RWM}	-	-	-	24	V
Reverse Breakdown Voltage	V_{BR}	$I_{BR}=1mA$	26	-	30	V
Reverse Leakage Current	I_R	$V_R=24V$	-	-	1	μ A
Clamping Voltage (8/20 μ s)	V_C	$I_{PP}=14A$	-	-	45	V
Off State Junction Capacitance	C_J	0Vdc Bias, f=1MHz	-	-	100	pF

NOTES :

1. Non-repetitive current pulse.
2. Mounted on copper pads to each terminal.
3. Peak pulse power waveform is 8/20 μ s.
4. A transient suppressor is selected according to the working peak reverse voltage (V_{RWM}), which should be equal to or greater than the DC or continuous peak operating voltage level.



PJE24HWS

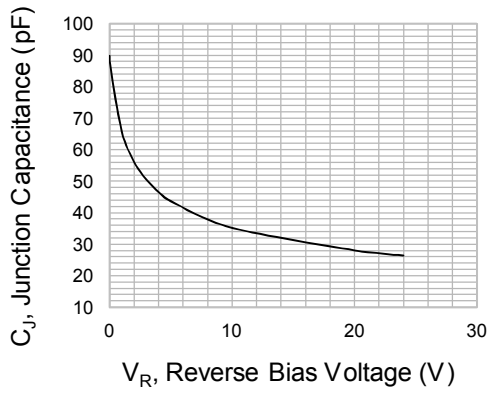


Fig.1 Typical Junction Capacitance

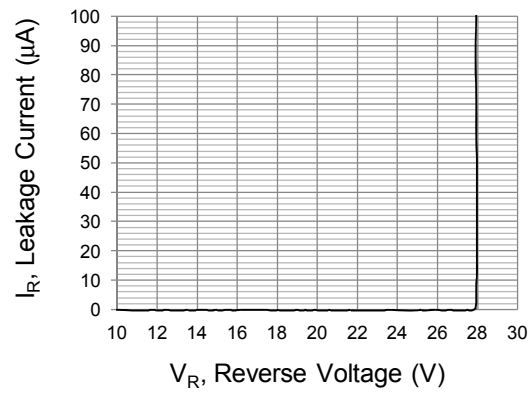


Fig.2 Typical Reverse Characteristics

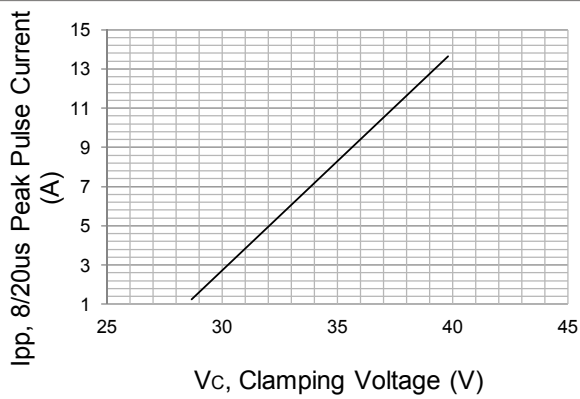


Fig.3 Typical Peak Clamping Voltage

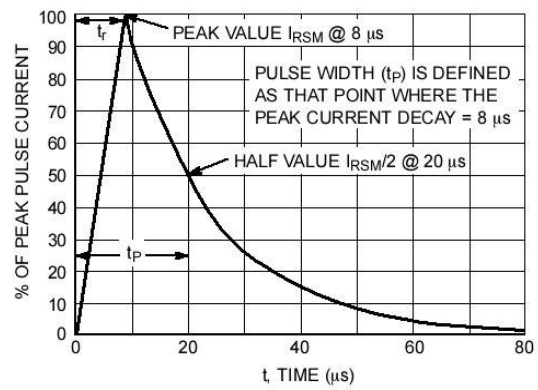


Fig.4 8/20 μs Peak Pulse Current Waveform

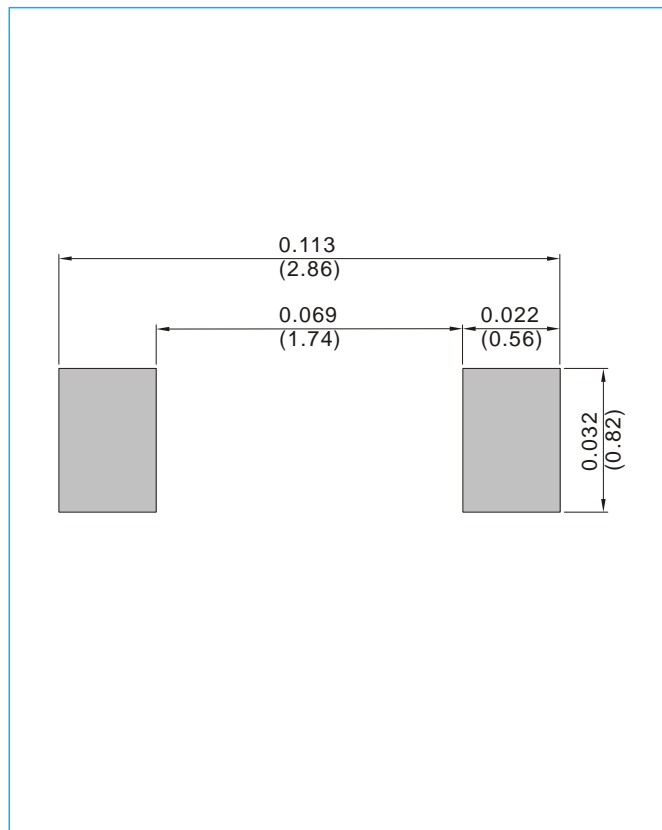


PJE24HWS

MOUNTING PAD LAYOUT

SOD-323

Unit : inch(mm)



ORDER INFORMATION

- Packing information
T/R - 12K per 13" plastic Reel
T/R - 5K per 7" plastic Reel



PJE24HWS

Part No_packing code_Version

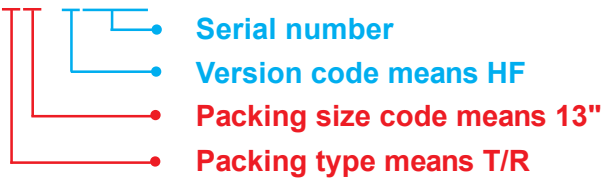
PJE24HWS_R1_00001

PJE24HWS_R2_00001

For example :

RB500V-40_R2_00001

Part No.



Packing Code XX				Version Code XXXXX		
Packing type	1 st Code	Packing size code	2 nd Code	HF or RoHS	1 st Code	2 nd ~5 th Code
Tape and Ammunition Box (T/B)	A	N/A	0	HF	0	serial number
Tape and Reel (T/R)	R	7"	1	RoHS	1	serial number
Bulk Packing (B/P)	B	13"	2			
Tube Packing (T/P)	T	26mm	X			
Tape and Reel (Right Oriented) (TRR)	S	52mm	Y			
Tape and Reel (Left Oriented) (TRL)	L	PANASERT T/B CATHODE UP (PBCU)	U			
FORMING	F	PANASERT T/B CATHODE DOWN (PBCD)	D			



PJE24HWS

Disclaimer

- Reproducing and modifying information of the document is prohibited without permission from Panjit International Inc..
- Panjit International Inc. reserves the rights to make changes of the content herein the document anytime without notification. Please refer to our website for the latest document.
- Panjit International Inc. disclaims any and all liability arising out of the application or use of any product including damages incidentally and consequentially occurred.
- Panjit International Inc. does not assume any and all implied warranties, including warranties of fitness for particular purpose, non-infringement and merchantability.
- Applications shown on the herein document are examples of standard use and operation. Customers are responsible in comprehending the suitable use in particular applications. Panjit International Inc. makes no representation or warranty that such applications will be suitable for the specified use without further testing or modification.
- The products shown herein are not designed and authorized for equipments requiring high level of reliability or relating to human life and for any applications concerning life-saving or life-sustaining, such as medical instruments, transportation equipment, aerospace machinery et cetera. Customers using or selling these products for use in such applications do so at their own risk and agree to fully indemnify Panjit International Inc. for any damages resulting from such improper use or sale.
- Since Panjit uses lot number as the tracking base, please provide the lot number for tracking when complaining.