



[2 YEAR WARRANTY]

PM300 SERIES

Single, dual and triple output

Recommended for new design-ins

- Terminal strip connections
- Chassis mounted
- Split bobbin wound
- UL and CSA approved
- 115, 220 or 240VAC input
- Short circuit protection

These popular chassis-mountable linear power modules feature 13 single, 17 dual and 10 triple output models. This series is designed for special applications where mounting on a housing or metal chassis is required. Input/output connections are made to screw terminals on a barrier terminal strip and mounting is made convenient by means of four threaded inserts in the bottom of each module. For maximum safety, all power transformers are split bobbin wound, rather than layer wound, to give total isolation between primary and secondary. Overvoltage crowbar protection is standard on all 5V outputs for protection of logic circuitry. Standard input voltage is 115VAC at 47 to 400Hz; other optional inputs are 220, and 240VAC. Input/output isolation voltage is 2500VAC. Output current limiting and short circuit protection are standard.

SPECIFICATION All specifications are typical at nominal input, full load at 25°C unless otherwise stated

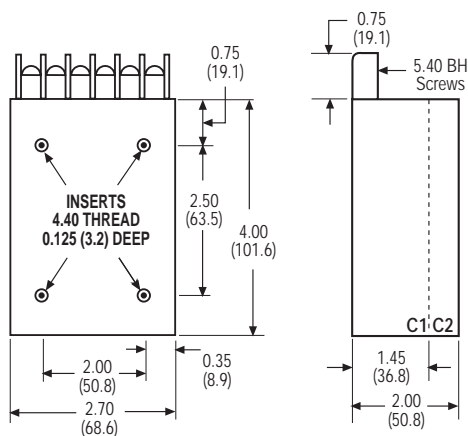
OUTPUT SPECIFICATIONS		
Voltage accuracy		±1.0%, max.
Line regulation		See table on facing page
Load regulation		See table on facing page
Temperature coefficient		±0.02%/°C
Overvoltage protection	See table for relevant models	6.2V typ.
Output power limit		130% to 200% FL typ.
Short circuit protection		100% to 200% FL
INPUT SPECIFICATIONS		
Input voltage range	No suffix Suffix "-D" Suffix "-K"	115V±10VAC 220V±20VAC 240V±20VAC
Input frequency range	See Note 1	47Hz to 400Hz

GENERAL SPECIFICATIONS		
Efficiency		40% typical
Isolation voltage	Input/output, no suffix Suffix "-D" and "-K"	700VAC 2500VAC
Isolation capacitance		50pF
Approvals and standards	Safety	UL478 CSA22.2-143 and -154
Case material		Non-conductive black plastic
Weight	Case C1 Case C2	567g (20.02oz) 816g (28.80oz)
MTBF		710,000 hours
ENVIRONMENTAL SPECIFICATIONS		
Temperature	Operating ambient Non-operating amb. Derating, 50°C to 71°C Cooling	-25°C to +71°C -25°C to +85°C 2.5%/°C Free-air convection
Relative Humidity	Non-condensing	20% to 95% RH

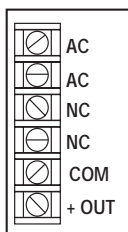
2.5 to 15 Watt AC/DC encapsulated modules

OUTPUT VOLTAGE	OUTPUT CURRENT	OVP	REGULATION		RIPPLE AND NOISE	CASE	AVAILABLE MODELS		
			LINE	LOAD					
SINGLE OUTPUT									
5VDC	500mA	Yes	±.05%	±0.10%	2mV rms	C1		PM334D	
5VDC	1000mA	Yes	±.05%	±0.15%	2mV rms	C1	PM342	PM342D	PM342K
5VDC	2000mA	Yes	±.05%	±0.15%	2mV rms	C2	PM345	PM345D	PM345K
12VDC	600mA	No	±.05%	±0.05%	1mV rms	C2	PM317	PM317D	PM317K
24VDC	200mA	No	±.05%	±0.05%	1mV rms	C1		PM367D	
24VDC	400mA	No	±.05%	±0.05%	1mV rms	C2		PM368D	PM368K
DUAL OUTPUT									
±12VDC	±240mA	No	±0.05%	±0.05%	1mV rms	C1	PM337	PM337D	PM337K
±12VDC	±400mA	No	±0.05%	±0.05%	1mV rms	C2	PM397	PM397D	PM397K
±15VDC	±100mA	No	±0.05%	±0.05%	1mV rms	C1	PM302	PM302D	
±15VDC	±200mA	No	±0.05%	±0.05%	1mV rms	C1	PM365	PM365D	PM365K
±15VDC	±350mA	No	±0.05%	±0.05%	1mV rms	C2	PM301	PM301D	PM301K
±15VDC	±500mA	No	±0.05%	±0.05%	1mV rms	C2	PM396	PM396D	PM396K
TRIPLE OUTPUT									
5V/±12VDC	300/±180mA	Yes	±0.05%	±0.1%/±0.05%	1mV rms	C1	PM395	PM395D	
5V/±12VDC	500/±120mA	Yes	±0.05%	±0.1%/±0.05%	1mV rms	C1	PM391		PM391K
5V/±12VDC	1000/±150mA	Yes	±0.20%	±0.1%/±0.02%	1.0/0.5mV rms	C2		PM392D	
5V/±15VDC	300/±150mA	Yes	±0.05%	±0.1%/±0.05%	1mV rms	C1		PM394D	
5V/±15VDC	500/±100mA	Yes	±0.05%	±0.1%/±0.05%	1mV rms	C1	PM390		PM390K
5V/±15VDC	1000/±150mA	Yes	±0.20%	±0.1%/±0.02%	1.0/0.5mV rms	C2	PM393	PM393D	

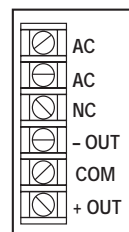
CASE C



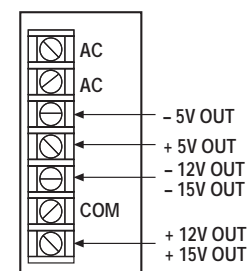
Single Output Models



Dual Output Models



Triple Output Models



ALL DIMENSIONS IN INCHES (mm)

International Safety Standard Approvals

UL478 File No. E131987

CSA22.2-143 and -154 File No. LR59996C

Note

1 Some units should be derated for operation at 400Hz. Please contact factory for details.