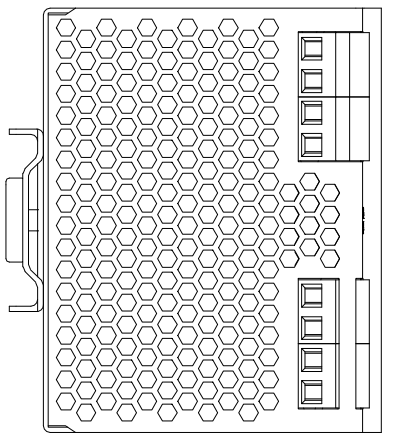
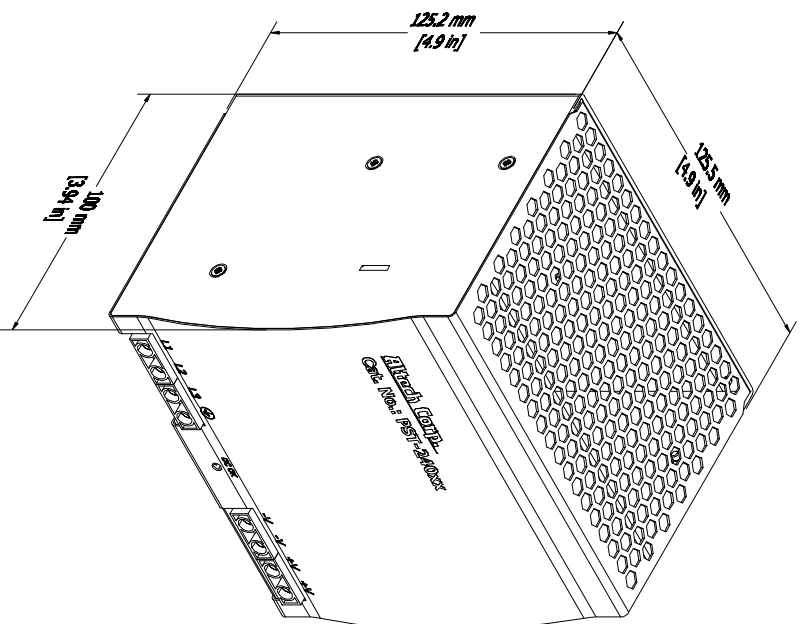
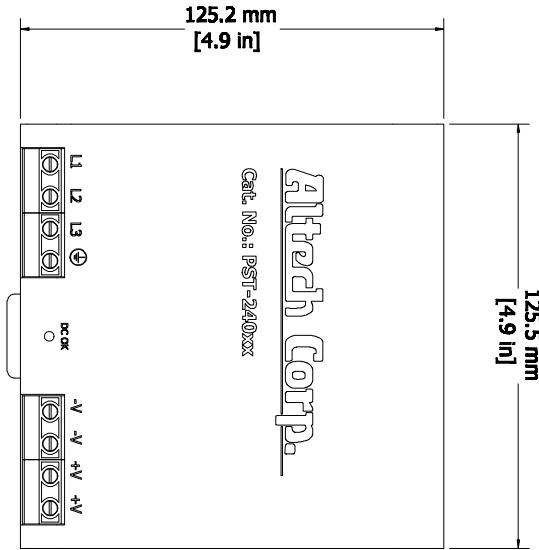
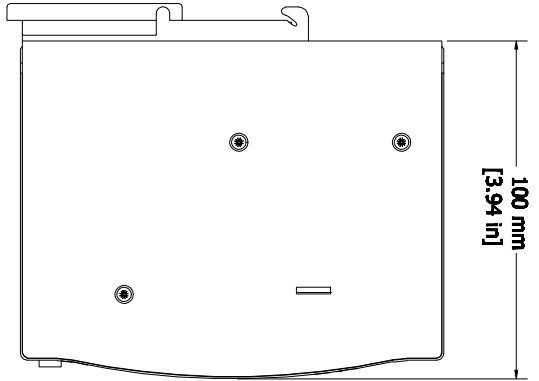


REVISIONS FOR DWG # 20-PST240-PST240				
REV	CH.N.O.	DESCRIPTION	DATE	REVISED BY
-	-	ORIGINAL DESIGN	7/24/07	Phil E.



UNLESS OTHERWISE SPECIFIED
 • ALL DIMENSIONS ARE IN MILLIMETERS
 • THIRD ANGLE PROJECTION

TOLERANCE

XX	±1mm
XX.X	±0.5mm
XX.XX	±0.2mm
ALL	- mm

MUR-C

This Drawing is the property of
Altech Corp.
 35 Royal Road
 Flemington NJ 08822-6000
 (908) 806-9400 • Fax (908) 806-9490

AND IS A CONFIDENTIAL DISCLOSURE
 LENT WITHOUT CONSIDERATION OTHER
 THAN THE BORROWER'S AGREEMENT
 THAT IT SHALL NOT BE REPRODUCED,
 COPIED, LENT, OR DISPOSED OF
 DIRECTLY OR INDIRECTLY NOR USED
 FOR ANY PURPOSE OTHER THAN THAT
 FOR WHICH IT IS SPECIFICALLY
 FURNISHED.

TITLE: 240W Three Phase Industrial DIN Rail
 Power Supply PST-240 Series

DRAWN BY: Phillip Ernsterberger	7/24/07	DRAWING NO.:	20-PST240-PST240	REV.:	-
CHECKED BY: Laszlo Gyorgypal	7/24/07	SCALE:	-	SHEET:	1 OF 1
RELEASED BY: laszlo.gyorgypal	7/24/07				