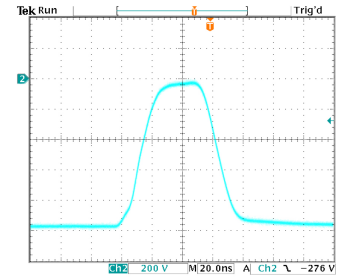


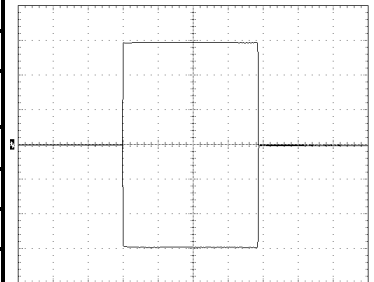
SPECIFICATIONS

(All specifications measured into a 50pF load connected to each of the two outputs with 12" (~30cm) of Belden 8218 75Ω coaxial cable)

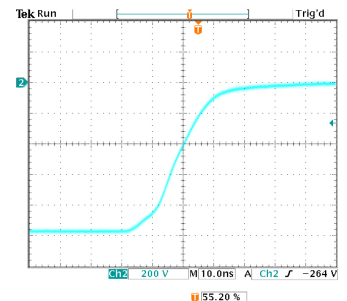
OUTPUT PULSE ELECTRICAL CHARACTERISTICS (Specifications Apply To Both Output Channels)	
Output Voltage	0 to +950V ±5V (Channel 1), 0 to -950V ±5V (Channel 2)
Output Voltage Adjustments	Screwdriver-adjustable potentiometers, End Panel
Pulse Width	<50ns to DC measured FWHM, controlled by input gate
Pulse Rise And Fall Time	≤25ns, 10%-90%
Pulse Recurrence Frequency	Single Shot to >20KHz continuous, 5MHz burst, controlled by input gate ⁽¹⁾
Pulse Droop	<1%
Over/Undershoot	<5%
Jitter	<1ns Shot-to-Shot
Throughput Delay (Delay from leading edge of input gate to leading edge of output pulse)	93ns typical
Maximum Duty Cycle	Continuous
Maximum Average Power (Per Channel)	4W ⁽¹⁾
Pulse Output Connectors	SHV, End Panel
Output Cables	12" (~30cm) Belden 8218 75Ω Coaxial Cable
GATE	
Gate Source	External
Gate Input	TTL into 50Ω
Gate Rise Time	<20ns
Gate Connector	DSUB, End Panel
GENERAL	
Support Power	24VDC to 28VDC @ 600mA Maximum Current
Dimensions (Excluding Connectors)	5.5"W x 11"L x 1.75"H (140mm W x 279.5mm L x 44.5mm H)
Weight (Approximate)	41 Ounces (1.16 kilograms)
Specifications subject to change without notice	



Min. Pulse Width: 50ns at 950V
10ns/Div horizontal scale, 200V/Div vertical scale

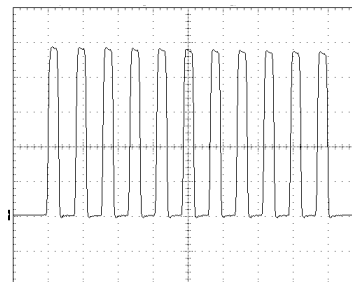


Typical Differential Output, ±950V
2.5µs/Div horizontal scale, 318V/Div vertical scale,
center horizontal trace is ground

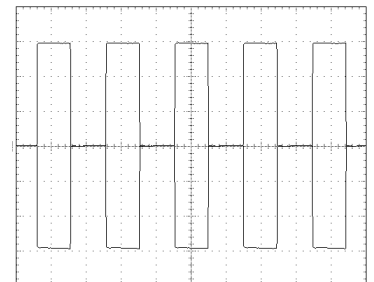


Pulse Fall Time: 25ns at 950V
10ns/Div horizontal scale, 200V/Div vertical scale

⁽¹⁾ The power dissipated in each channel of the PVM-4210 when driving a capacitive load is defined by the formula CV^2F , where C is the total load capacitance, including the capacitance of the load, interconnect cable, and the internal capacitance of the PVM-4210, V is the pulse voltage, and F is the pulse repetition frequency (or the total pulses per second). (For these calculations, the internal capacitance of the PVM-4210 is 125pF, and Belden 8218 cable is 21.5pF/foot.) Given the maximum power supply capability of 4W (4mA) per channel, the maximum load capacitance, frequency and/or voltage at which the PVM-4210 can operate can be approximated using this formula. At lower load capacitances and/or voltages less than 950V, the PVM-4210 can operate at continuous pulse recurrence frequencies greater than 20KHz. This formula is not applicable when driving non-capacitive (resistive or inductive) loads. Contact DEI for information or assistance in using the PVM-4210 with different load characteristics or impedances.



5MHz Pulse Burst, 950V Output
25ns/Div horizontal scale, 200V/Div vertical scale



20KHz Frequency, Both Channels
25µs/Div horizontal scale, 318V/Div vertical scale