



Shanghai Lunsure Electronic  
Technology Co.,Ltd  
Tel:0086-21-37185008  
Fax:0086-21-57152769

**R1200  
THRU  
R2000**

## Features

- Low Cost
- Low Leakage
- Low Forward Voltage Drop
- High Current Capability
- High Voltage

**500 Milliamp  
High Voltage  
Silicon Rectifier  
1200 to 2000 Volts**

## Maximum Ratings

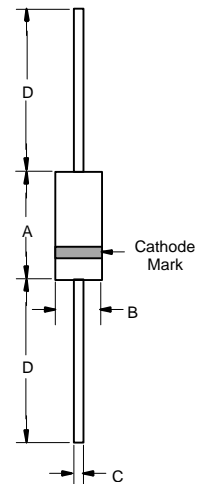
- Operating Temperature: -55°C to +150°C
- Storage Temperature: -55°C to +150°C

Catalog Number	Device Marking	Maximum Recurrent Peak Reverse Voltage	Maximum RMS Voltage	Maximum DC Blocking Voltage
R1200	---	1200V	840V	1200V
R1500	---	1500V	1050V	1500V
R1800	---	1800V	1260V	1800V
R2000	---	2000V	1400V	2000V

## Electrical Characteristics @ 25°C Unless Otherwise Specified

Average Forward Current	$I_{F(AV)}$	500mA	$T_A = 50^\circ\text{C}$
Peak Forward Surge Current	$I_{FSM}$	30A	8.3ms, half sine
Maximum Instantaneous Forward Voltage R1200-R1800 R2000	$V_F$	2.0V 3.0V	$I_{FM} = 0.5A;$ $T_A = 50^\circ\text{C}$
Maximum DC Reverse Current At Rated DC Blocking Voltage	$I_R$	5.0 $\mu$ A 50 $\mu$ A	$T_A = 25^\circ\text{C}$ $T_A = 100^\circ\text{C}$
Typical Junction Capacitance	$C_J$	30pF	Measured at 1.0MHz, $V_R=4.0V$

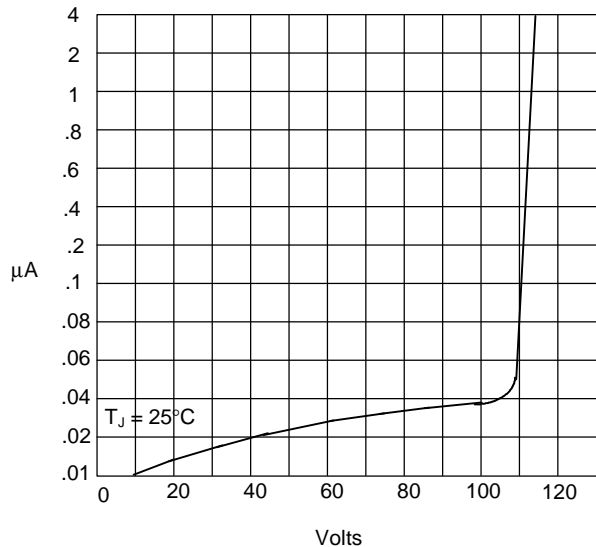
## DO-41



DIM	DIMENSIONS				NOTE
	INCHES		MM		
A	.166	.205	4.10	5.20	
B	.080	.107	2.00	2.70	
C	.028	.034	.70	.90	
D	1.000	---	25.40	---	

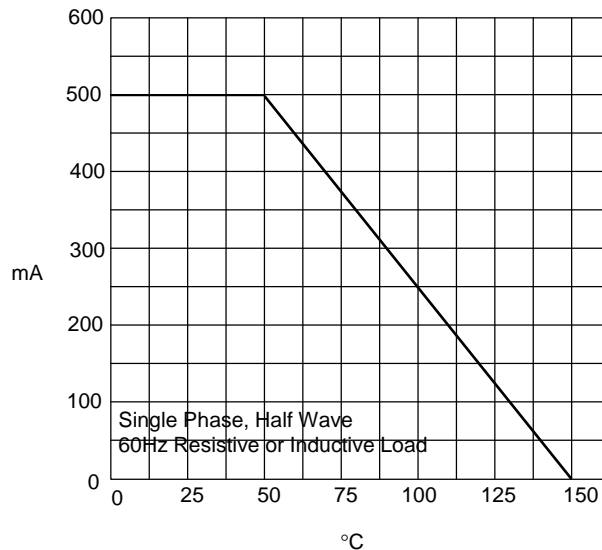
R1200 - R2000

Figure 1  
Typical Reverse Characteristics



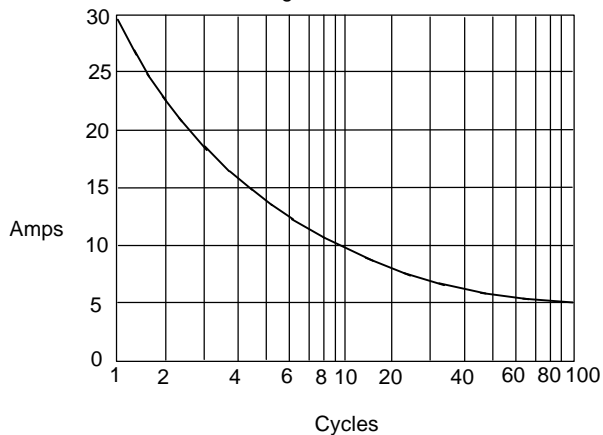
Instantaneous Reverse Current - Micro Amperes versus  
Percent Of Rated Peak Reverse Voltage - Volts

Figure 2  
Forward Derating Curve



Average Forward Rectified Current - Amperes versus  
Ambient Temperature - °C

Figure 3  
Peak Forward Surge Current



Peak Forward Surge Current - Amperes versus  
Number Of Cycles At 60Hz - Cycles