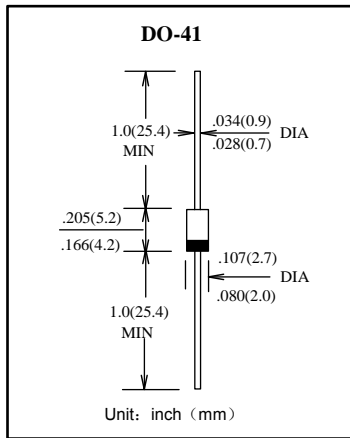


高压整流二极管
反向电压 2000V
正向电流 0.5 A

High Voltage Rectifier
Reverse Voltage 2000V
Forward Current 0.5 A



特征 Features

- 反向漏电流低 Low reverse leakage
- 正向浪涌承受能力较强 High forward surge capability
- 高温焊接保证 High temperature soldering guaranteed:
260°C/10 秒, 0.375" (9.5mm) 引线长度。
260°C/10 seconds, 0.375" (9.5mm) lead length,
- 引线可承受5 磅 (2.3kg) 拉力。 5 lbs. (2.3kg) tension
- 引线和管体皆符合RoHS标准。
Lead and body according with RoHS standard

机械数据 Mechanical Data

- 端子: 镀锡轴向引线 Terminals: Plated axial leads
- 极性: 色环端为负极 Polarity: Color band denotes cathode end
- 安装位置: 任意 Mounting Position: Any

极限值和温度特性 TA = 25°C 除非另有规定。

Maximum Ratings & Thermal Characteristics Ratings at 25°C ambient temperature unless otherwise specified.

	符号 Symbols	R2000	单位 Unit
最大可重复峰值反向电压 Maximum repetitive peak reverse voltage	V_{RRM}	2000	V
最大均方根电压 Maximum RMS voltage	V_{RMS}	1400	V
最大直流阻断电压 Maximum DC blocking voltage	V_{DC}	2000	V
最大正向平均整流电流 Maximum average forward rectified current	$I_{F(AV)}$	0.5	A
峰值正向浪涌电流 8.3ms 单一正弦半波 Peak forward surge current 8.3 ms single half sine-wave	I_{FSM}	20	A
最大反向峰值电流 @TA = 75°C Maximum peak reverse current full cycle	$I_{R(AV)}$	30	μA
典型热阻 Typical thermal resistance	$R_{\theta j-a}$	65	°C/W
工作结温和存储温度 Operating junction and storage temperature range	Tj, TSTG	-55 --- +150	°C

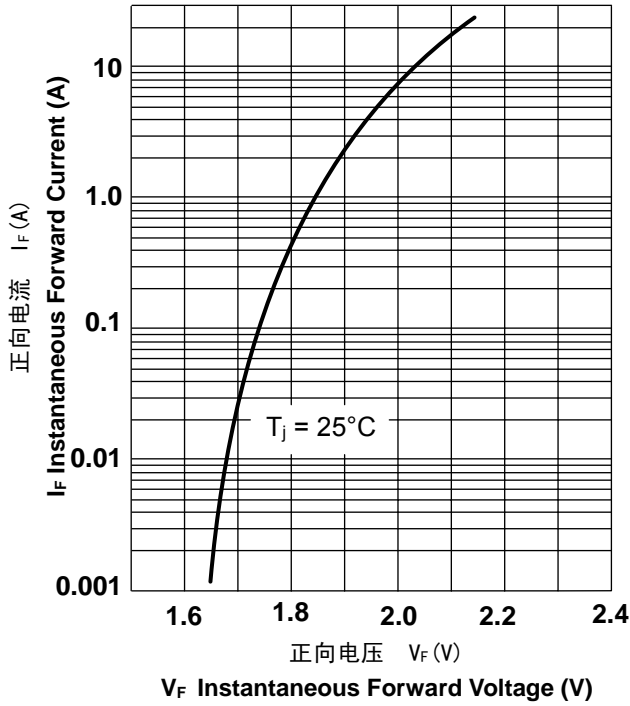
电特性 TA = 25°C 除非另有规定。

Electrical Characteristics Ratings at 25°C ambient temperature unless otherwise specified.

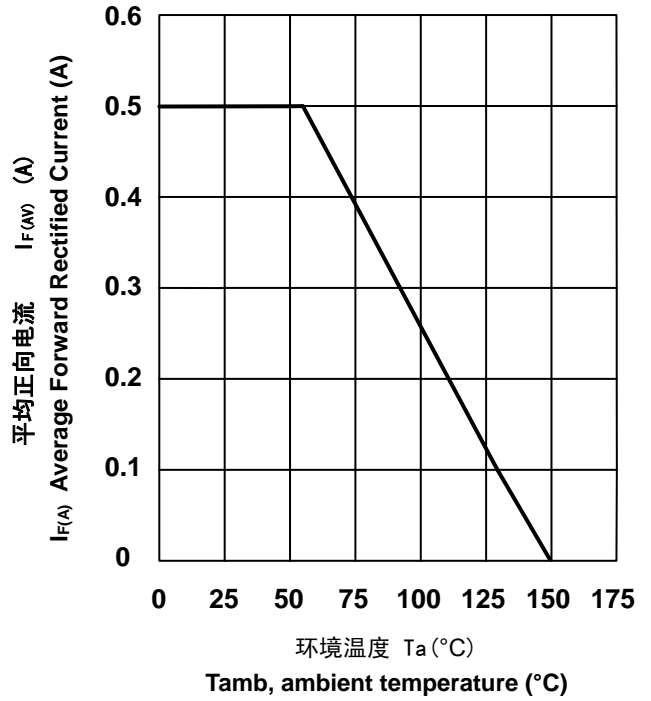
	符号 Symbols	R2000	单位 Unit
最大正向电压 $I_F = 0.5A$ Maximum forward voltage	V_F	3.0	V
最大反向电流 TA= 25°C Maximum reverse current TA= 100°C	I_R	5.0 100	μA
典型结电容 $V_R = 4.0V, f = 1MHz$ Type junction capacitance	C_j	15	pF

特性曲线 Characteristic Curves

正向特性曲线 (典型值)
TYPICAL FORWARD CHARACTERISTIC



正向电流降额曲线
FORWARD CURRENT DERATING CURVE



浪涌特性曲线 (最大值)
MAXIMUM NON REPETITIVE
PEAK FORWARD SURGE CURRENT

