



## 硅整流二极管 General Purpose Rectifier

## ■特征 Features

- $I_o$  0.2A
- VRRM 2000V
- 耐正向浪涌电流能力高
- High surge current capability

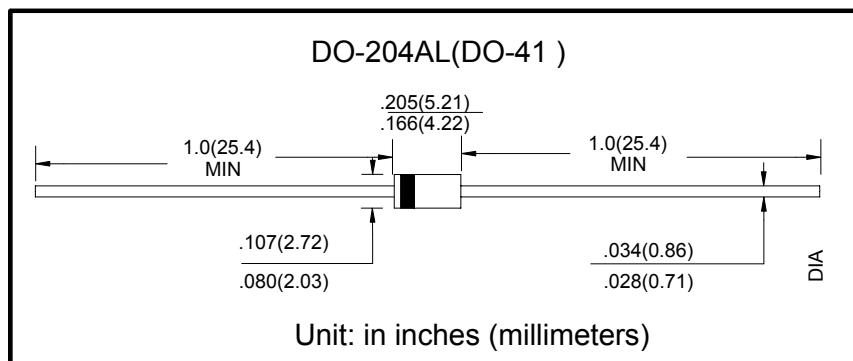
## ■用途 Applications

- 整流用 Rectifier

## ■极限值 (绝对最大额定值)

## Limiting Values (Absolute Maximum Rating)

## ■外形尺寸和印记 Outline Dimensions and Mark



参数名称 Item	符号 Symbol	单位 Unit	条件 Conditions	R2000
反向重复峰值电压 Repetitive Peak Reverse Voltage	VRRM	V		2000
正向平均电流 Average Forward Current	$I_{F(AV)}$	A	(正弦半波 60HZ, 电阻负载, $T_a=50^\circ\text{C}$ ); (60HZ Half-sine wave, Resistance load, $T_a=50^\circ\text{C}$ )	0.2
正向(不重复)浪涌电流 Surge(Non-repetitive)Forward Current	$I_{FSM}$	A	(正弦半波 60HZ, 一个周期, $T_a=25^\circ\text{C}$ ); (60HZ Half-sine wave, 1 cycle, $T_a=25^\circ\text{C}$ )	30
结温 Junction Temperature	$T_j$	$^\circ\text{C}$		-55~+125
储存温度 Storage Temperature	$T_{stg}$	$^\circ\text{C}$		-55 ~ +150

■电特性 ( $T_a=25^\circ\text{C}$  除非另有规定)Electrical Characteristics ( $T_a=25^\circ\text{C}$  Unless otherwise specified)

参数名称 Item	符号 Symbol	单位 Unit	测试条件 Test Condition	最大值 Max	
正向峰值电压 Peak Forward Voltage	$V_{FM}$	V	$I_{FM}=0.2A$	3.0	
反向峰值电流 Peak Reverse Current	$I_{RRM1}$	$\mu\text{A}$	$V_{RM}=V_{RRM}$	$T_a=25^\circ\text{C}$	5
	$I_{RRM2}$			$T_a=125^\circ\text{C}$	50
热阻(典型) Thermal Resistance(Typical)	$R_{\theta J-A}$	$^\circ\text{C}/W$	结和环境之间 Between junction and ambient	130	

■特性曲线（典型） Characteristics(Typical)

图1: 正向电流降额曲线  
FIG.1: FORWARD CURRENT DERATING CURVE

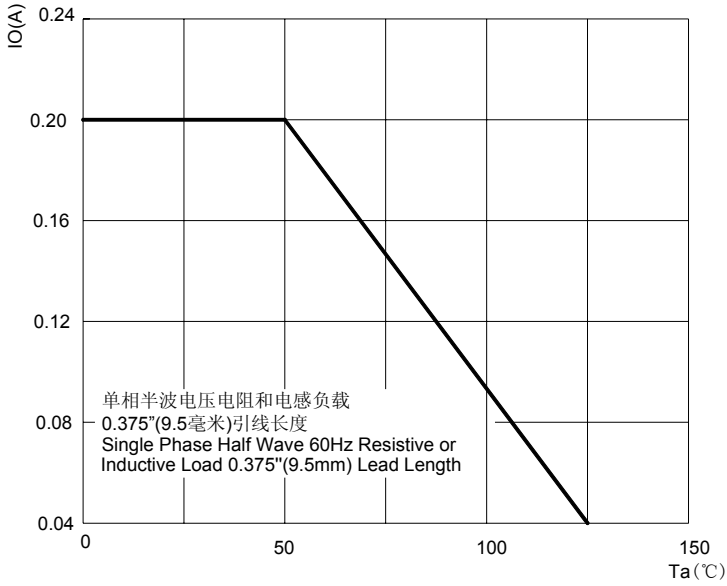


图2: 最大正向浪涌冲击耐受  
FIG.2: MAXIMUM NON-REPETITIVE FORWARD SURGE CURRENT

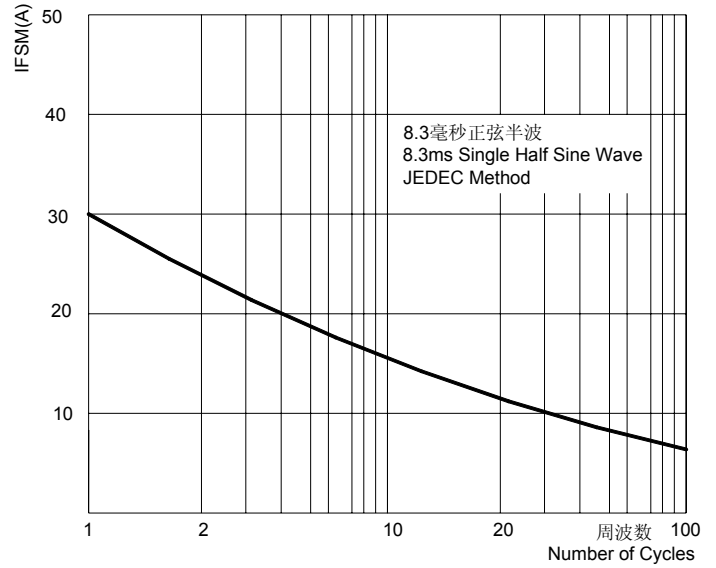


图3: 典型正向特性曲线  
FIG.3: TYPICAL FORWARD CHARACTERISTICS

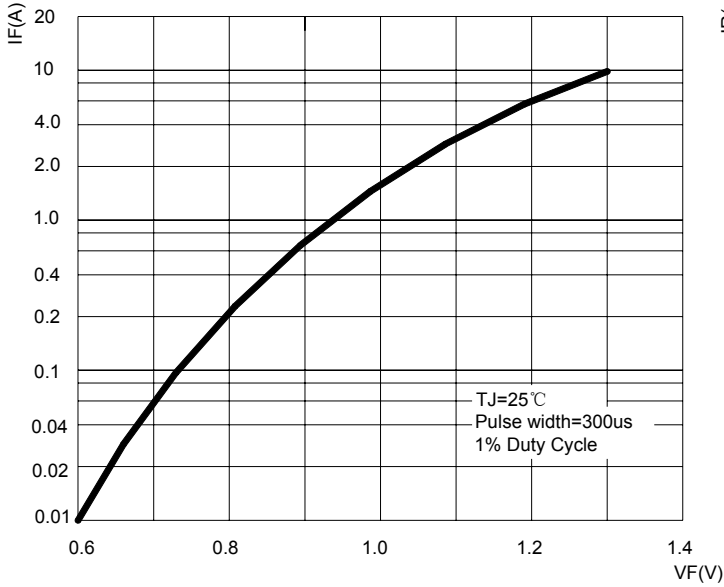


图4: 典型反向特性曲线  
FIG.4: TYPICAL REVERSE CHARACTERISTICS

