



Micro Commercial Components
 21201 Itasca Street Chatsworth
 CA 91311
 Phone: (818) 701-4933
 Fax: (818) 701-4939

RBM05S THRU RBM4S

Features

- Rating to 400v PRV
- Ideal for printed circuit board
- Reliable low cost construction utilizing molded plastic technique results in inexpensive product
- Fast recovery , low loss switching

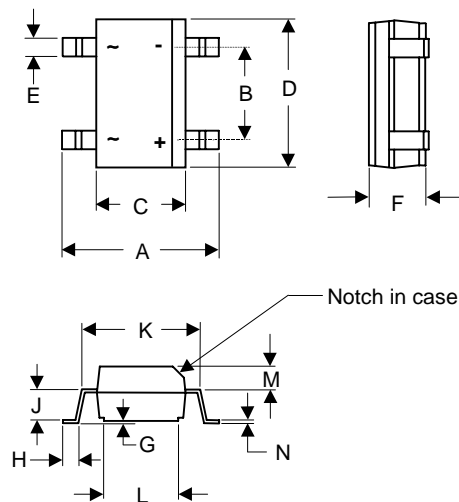
0.5Amp Fast Recovery Glass Passivated Bridge Rectifier 50 to 400 Volts

Maximum Ratings

- Operating Temperature: -55°C to +150°C
- Storage Temperature: -55°C to +150°C
- Thermal Resistance Junction to Ambient : 75 °C/W

MCC Catalog Number	Device Marking	Maximum Rccurent Peak Reverse Voltage	Maximum RMS Voltage	Maximum DC Blocking Voltage
RBM05S	---	50V	35V	50V
RBM1S	---	100V	70V	100V
RBM2S	---	200V	140V	200V
RBM4S	---	400V	280V	400V

MBS -1



Electrical Characteristics @ 25°C Unless Otherwise Specified

Average Forward Current	$I_{F(AV)}$	0.5A	$T_A = 40^\circ\text{C}$
Peak Forward Surge Current	I_{FSM}	30A	8.3ms, half sine
Maximum Instantaneous Forward Voltage	V_F	1.15V	$I_{FM} = 0.5\text{A}; T_A = 25^\circ\text{C}$
Maximum DC Reverse Current At Rated DC Blocking Voltage	I_R	5 μA 0.1mA	$T_A = 25^\circ\text{C}$ $T_A = 125^\circ\text{C}$
Typical Junction Capacitance	C_J	13pF	Measured at 1.0MHz, $V_R=4.0\text{V}$
Reverse Recovery Time	T_{rr}	150ns	

DIM	INCHES		MM		NOTE
	MIN	MAX	MIN	MAX	
A	.252	.272	6.40	6.91	
B	.095	.105	2.41	2.67	
C	1.45	.155	3.68	3.94	
D	.180	.190	4.57	4.83	
E	.017	.029	0.45	0.75	
F	.090	.106	2.30	2.70	
G	.004	.008	0.10	0.20	
H	.021	.023	0.53	0.58	
J	.055	.065	1.40	1.65	
K	-----	.200	-----	5.08	
L	.107	.117	2.72	2.97	
M	.040	.050	1.02	1.27	
D	.008	.014	0.15	0.35	

RBM05S thru RBM4S

Fig. 1 – Maximum Forward Current Derating Curve

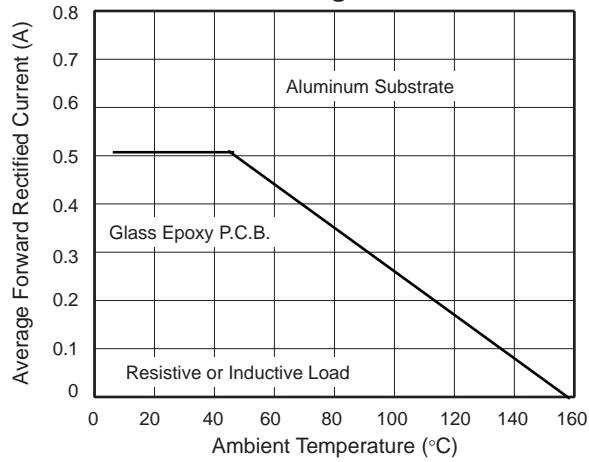


Fig. 2 – Maximum Non-Repetitive Peak Forward Surge Current

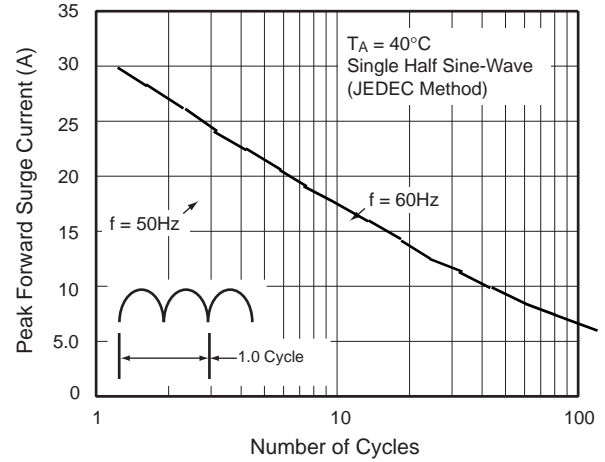


Fig. 3 – Typical Instantaneous Forward Characteristics

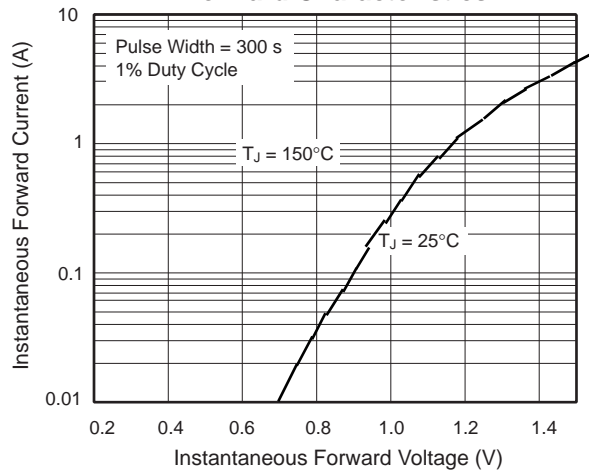


Fig. 4 – Typical Reverse Leakage Characteristics Per Leg

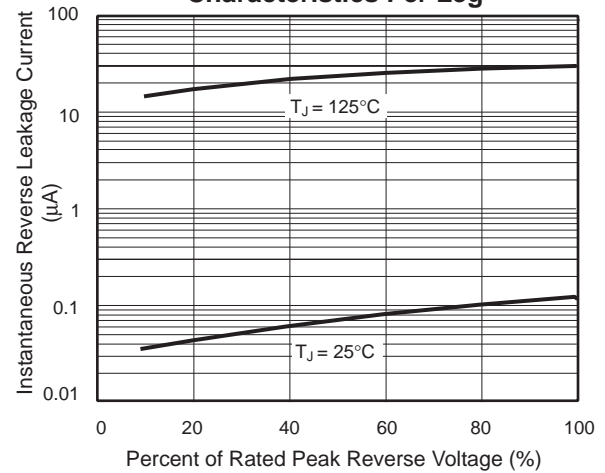


Fig. 5 – Typical Junction Capacitance

