

2W005 – 2W10  
 RC201 – RC207

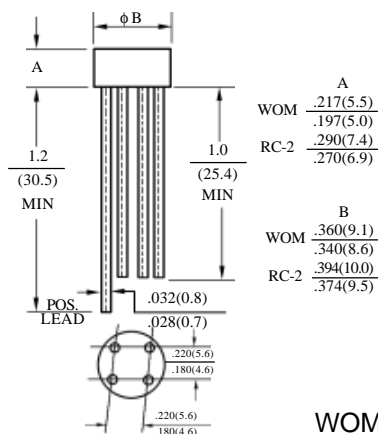
## 2.0A WOM 桥式整流器

## 2.0A WOM BRIDGE RECTIFIERS

最大额定值、电性 MAXIMUM RATINGS AND ELECTRICAL CHARACTERISTICS

Ratings at 25°C ambient temperature unless otherwise specified. Single phase, half wave, 60Hz, resistive or inductive load. For capacitive load, derate current by 20%.

型号 TYPE		最大反向 峰值电压 Maximum Peak Reverse Voltage	最大平均 正向电流 Maximum Average Forward Output Current @T <sub>A</sub> =40°C	最大正向 浪涌电流 Maximum Forward Peak Surge Current @ 8.3ms Superimposed	最大正向 峰值电压 Maximum DC Forward Voltage drop per element at I <sub>F</sub> =1.0ADC	最大反向 电 流 Maximum DC Reverse Current at rated DC Blocking Voltage per element		结 温 Operating Junction Temperature	外型尺寸 Package Dimensions
		PRV	I <sub>o</sub>	I <sub>FM</sub> (Surge)	V <sub>F</sub>	I <sub>R</sub>		T <sub>J</sub>	WOMRC-2
		V <sub>PK</sub>	A <sub>AV</sub>	A <sub>PK</sub>	V <sub>PK</sub>	25°CCTA μADC	125°CCTA μADC	°C	
RC201	2W005	50	2.0	50	1.1	10	500	125	
RC202	2W01	100							
RC203	2W02	200							
RC204	2W04	400							
RC205	2W06	600							
RC206	2W08	800							
RC207	2W10	1000							



WOM RC - 2

2W005-2W10 RC201-RC207

2A 桥式整流器额定值与特性曲线

2A BRIDGE RECTIFIER RATING & CHARACTERISTIC CURVES

FIG. 1 - FORWARD DERATING CURVE  
OUTPUT RECTIFIED CURRENT

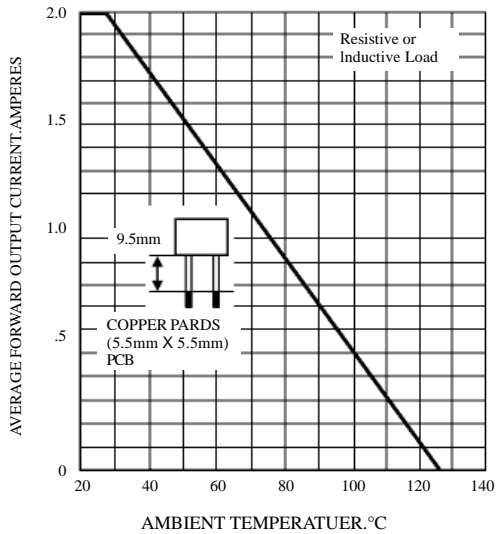


FIG. 2 - PEAK FORWARD SURGE CURRENT

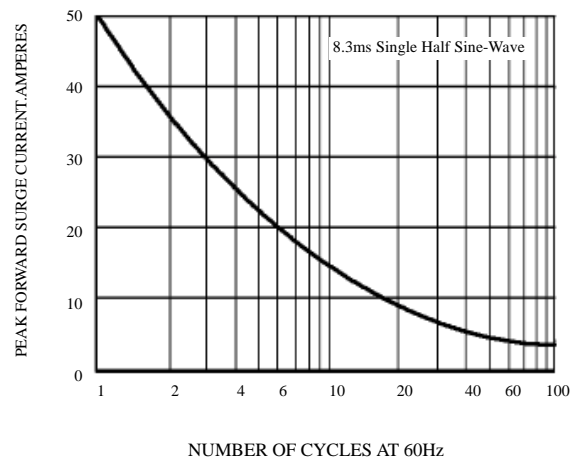


FIG. 3 - TYPICAL REVERSE CHARACTERISTICS

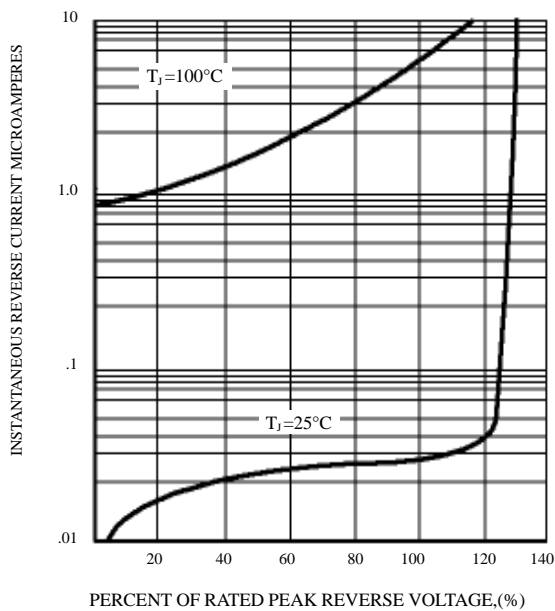


FIG. 4 - TYPICAL FORWARD CHARACTERISTICS

