

ZENER DIODE
200 mW ESD PROTECTION (5 V Signal Line) MINI MOLD

DESCRIPTION

Type RD6.2Z is planar type zener diode possessing an allowable power dissipation of 200 mW.

The purpose is ESD PROTECTION of 5 V Signal Line.

FEATURES

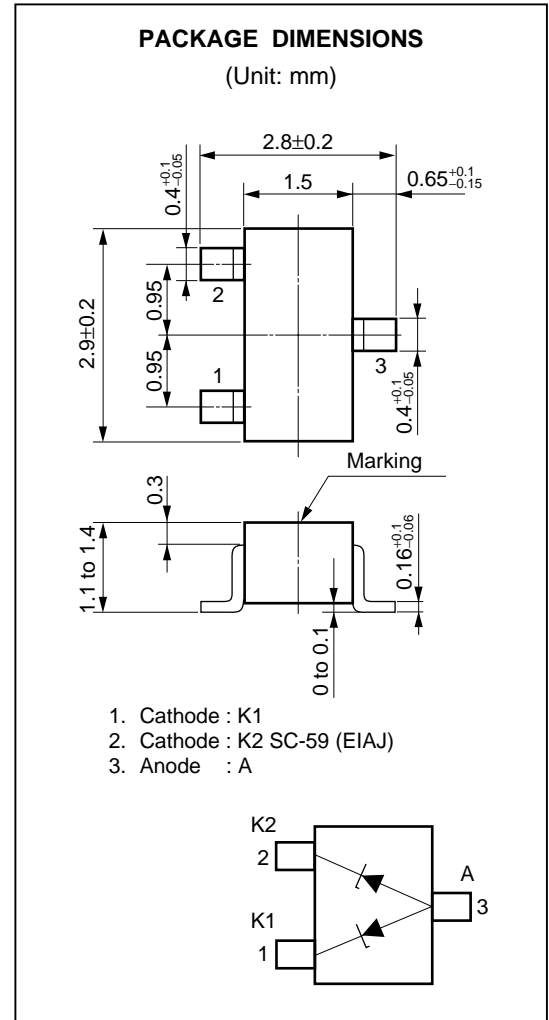
- Low Terminal Capacitance (8 pF TYP.) for ESD protection
- Surge absorber on either side

APPLICATIONS

- ESD protect circuit of 5 V Signal Line.
- Constant Voltage, Constant Current, etc.

MAXIMUM RATINGS (T_A = 25°C)

Power Dissipation	P	200 mW (Total)
Surge Reverse Power	P _{RSM}	2 W (t = 10 μs, 1 pulse) Fig.5
Junction Temperature	T _j	150°C
Storage Temperature	T _{stg}	-55°C to +150°C



ELECTRICAL CHARACTERISTICS (T_A = 25 ± 2°C)

Type Number	Zener Voltage V _Z (V) ^{Note 1}			Dynamic Impedance Z _Z (Ω) ^{Note 2}		Reverse Current I _R (μA)		Terminal Capacitance C _t (pF), f = 1 MHz	
	MIN.	MAX.	I _Z (mA)	MAX.	I _Z (mA)	MAX.	V _R (V)	TYP.	V _R (V)
RD6.2Z	5.9	6.5	5	60	5	3	5.5	8	0

Note 1. Tested with pulse (40 ms)

2. Z_Z is measured at I_Z given a very small A.C. signal

The information in this document is subject to change without notice. Before using this document, please confirm that this is the latest version.

Not all devices/types available in every country. Please check with local NEC representative for availability and additional information.

TYPICAL CHARACTERISTICS ($T_A = 25^\circ\text{C}$)

Fig. 1 P- T_A RATING

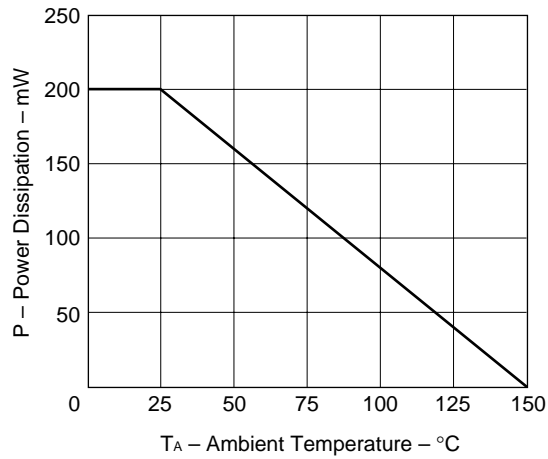


Fig. 2 I_Z - V_Z CHARACTERISTICS

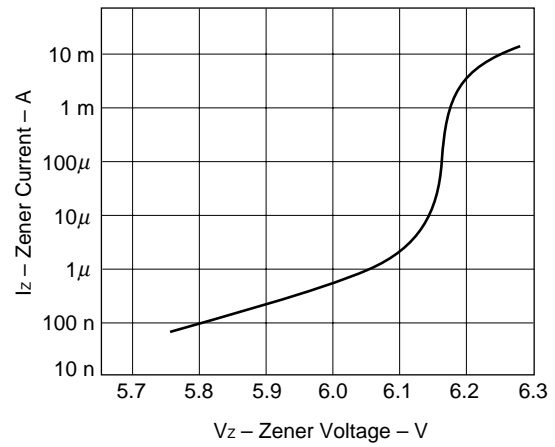


Fig. 3 C_T - V_R CHARACTERISTICS
($f = 1 \text{ MHz}$)

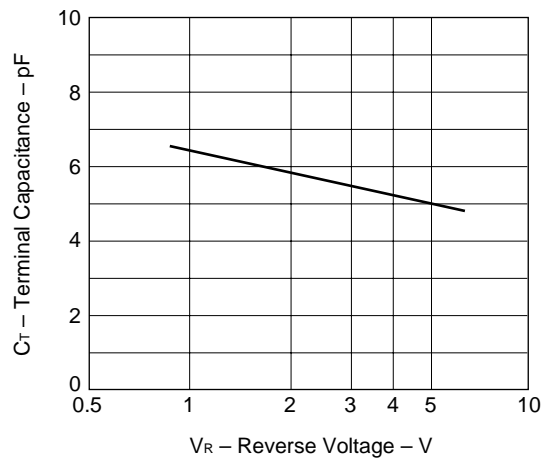


Fig. 4 TRANSIENT THERMAL IMPEDANCE CHARACTERISTICS
 (7.5 × 10 × 0.675 mm ceramics)

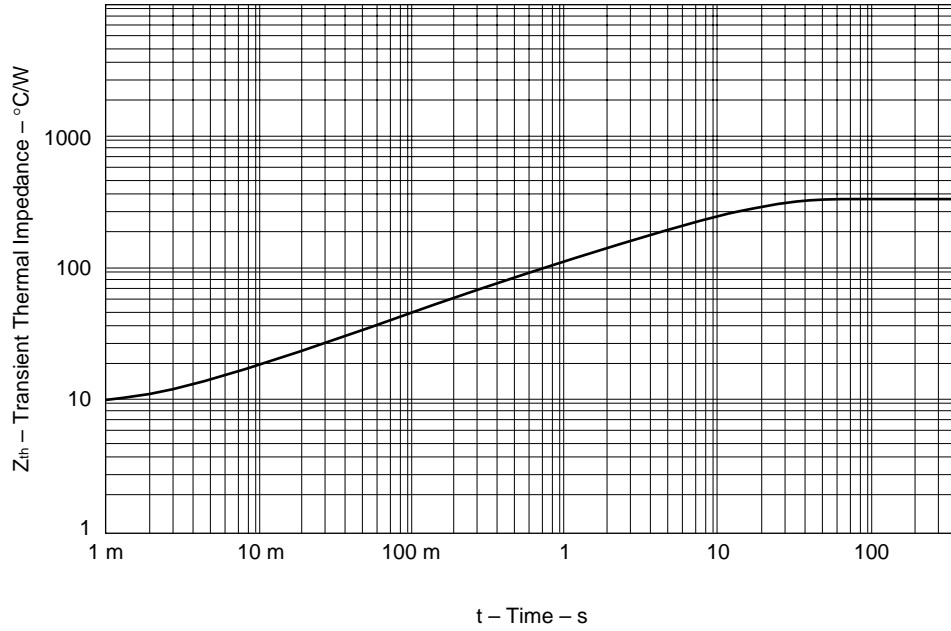
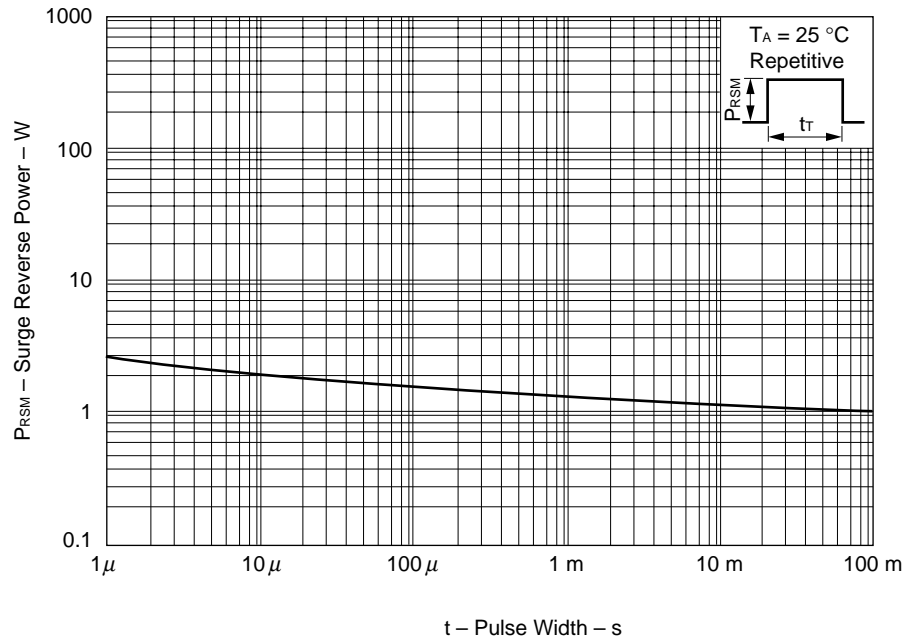


Fig. 5 SURGE REVERSE POWER RATINGS



[MEMO]

- **The information in this document is subject to change without notice. Before using this document, please confirm that this is the latest version.**
 - No part of this document may be copied or reproduced in any form or by any means without the prior written consent of NEC Corporation. NEC Corporation assumes no responsibility for any errors which may appear in this document.
 - NEC Corporation does not assume any liability for infringement of patents, copyrights or other intellectual property rights of third parties by or arising from use of a device described herein or any other liability arising from use of such device. No license, either express, implied or otherwise, is granted under any patents, copyrights or other intellectual property rights of NEC Corporation or others.
 - Descriptions of circuits, software, and other related information in this document are provided for illustrative purposes in semiconductor product operation and application examples. The incorporation of these circuits, software, and information in the design of the customer's equipment shall be done under the full responsibility of the customer. NEC Corporation assumes no responsibility for any losses incurred by the customer or third parties arising from the use of these circuits, software, and information.
 - While NEC Corporation has been making continuous effort to enhance the reliability of its semiconductor devices, the possibility of defects cannot be eliminated entirely. To minimize risks of damage or injury to persons or property arising from a defect in an NEC semiconductor device, customers must incorporate sufficient safety measures in its design, such as redundancy, fire-containment, and anti-failure features.
 - NEC devices are classified into the following three quality grades:
"Standard", "Special", and "Specific". The Specific quality grade applies only to devices developed based on a customer designated "quality assurance program" for a specific application. The recommended applications of a device depend on its quality grade, as indicated below. Customers must check the quality grade of each device before using it in a particular application.
 - Standard: Computers, office equipment, communications equipment, test and measurement equipment, audio and visual equipment, home electronic appliances, machine tools, personal electronic equipment and industrial robots
 - Special: Transportation equipment (automobiles, trains, ships, etc.), traffic control systems, anti-disaster systems, anti-crime systems, safety equipment and medical equipment (not specifically designed for life support)
 - Specific: Aircraft, aerospace equipment, submersible repeaters, nuclear reactor control systems, life support systems or medical equipment for life support, etc.
- The quality grade of NEC devices is "Standard" unless otherwise specified in NEC's Data Sheets or Data Books. If customers intend to use NEC devices for applications other than those specified for Standard quality grade, they should contact an NEC sales representative in advance.