

Features

Regulated Converters

- 15W 2" x 2" Package (50.8x50.8x11.0mm)
- 1kVDC Isolation
- Wide Input 2:1 & 4:1
- Regulated Output
- UL94V-0 Package Material
- Continuous Short Circuit Protection
- Remote ON/OFF-Control for Single Types
- Efficiency to 81%

ECONOLINE

DC/DC-Converter

REC15-S_DRWB(Z) Series

Selection Guide

Part Number	Input Voltage (VDC)	Output Voltage (VDC)	Output Current (mA)	Efficiency (%)
REC15-xx05SRWB	9-18, 18-36, 36-72	5	3.000	77
REC15-xx12SRWB	9-18, 18-36, 36-72	12	1.250	80
REC15-xx15SRWB	9-18, 18-36, 36-72	15	1.000	80
REC15-xx24SRWB	9-18, 18-36, 36-72	24	625	81
REC15-xx05DRWB	9-18, 18-36, 36-72	±5	±1.500	77
REC15-xx12DRWB	9-18, 18-36, 36-72	±12	±625	80
REC15-xx15DRWB	9-18, 18-36, 36-72	±15	±500	80
REC15-xx05SRWBZ	9-36, 18-72	5	3.000	77
REC15-xx12SRWBZ	9-36, 18-72	12	1.250	80
REC15-xx15SRWBZ	9-36, 18-72	15	1.000	80
REC15-xx24SRWBZ	9-36, 18-72	24	625	77
REC15-xx05DRWBZ	9-36, 18-72	±5	±1.500	80
REC15-xx12DRWBZ	9-36, 18-72	±12	±625	80
REC15-xx15DRWBZ	9-36, 18-72	±15	±500	79

2:1

xx = 9-18Vin = 12
xx = 18-36Vin = 24
xx = 36-72Vin = 48

4:1

xx = 9-36Vin = 24
xx = 18-72Vin = 48

Specifications (Core Operating Area)

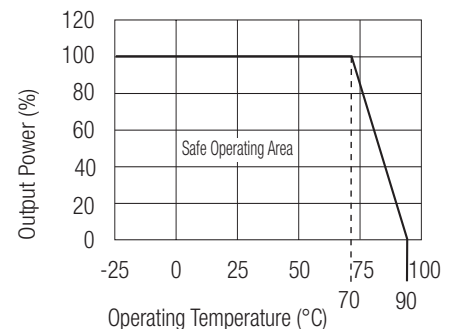
Input Voltage Range	2:1 & 4:1	
Output Voltage Accuracy	±2% max.	
Line Voltage Regulation	±0.2% max.	
Load Voltage Regulation (10% to 100% full load)	±0.2% max.	
Output Ripple and Noise (at 20MHz BW)	100mVp-p max.	
Operating Frequency	200kHz typ.	
Efficiency at Full Load	75% max.	
Isolation Voltage	(tested for 1 second)	1.000VDC min.
Rated Working Voltage	(long term isolation)	see Application Notes
Isolation Capacitance	550pF max	
Isolation Resistance	1 GΩ min.	
Short Circuit Protection	Continuous	
Operating Temperature Range (free air convection)	-25°C to +70°C (see Graph)	
Storage Temperature Range	-55°C to +100°C	
Relative Humidity	MSL Level 1	95% RH
Case Material	Metal Case	
Package Weight	60 g	
MTBF (+25°C)	} Detailed Information see Application Notes chapter "MTBF"	using MIL-HDBK 217F
(+70°C)		using MIL-HDBK 217F
		700 x 10 ³ hours
		560 x 10 ³ hours

15 Watt
2" x 2"
Single &
Dual Output



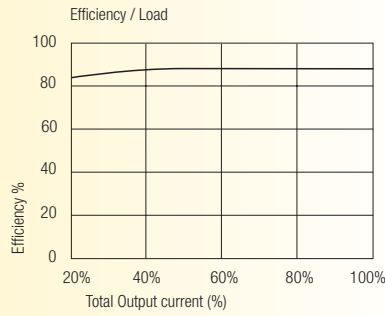
RECOM

Derating-Graph (Ambient Temperature)



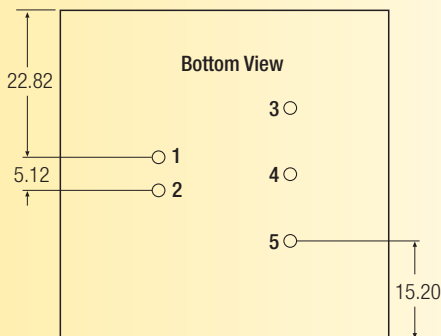
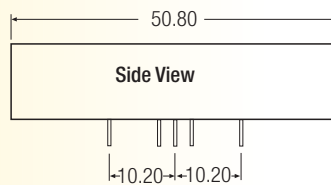
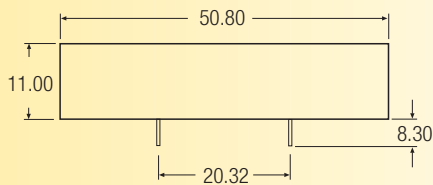
Typical Characteristics

REC15 - types

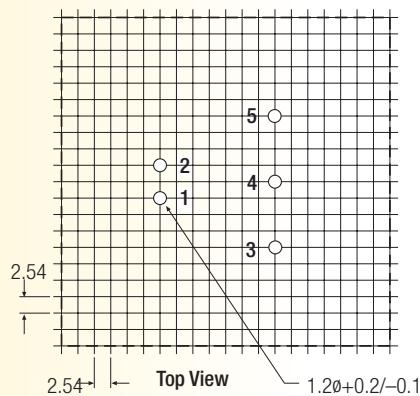


Package Style and Pinning (mm) 2" x 2", Wide Input 2:1 & 4:1

2" x 2" PIN Package



Recommended Footprint Details



Pin Connections

Pin #	Single	Dual
1	+Vin	+Vin
2	-Vin	-Vin
3	+Vout	+Vout
4	No Pin	Com
5	-Vout	-Vout

XX.X ± 0.5 mm
XX.XX ± 0.25 mm