

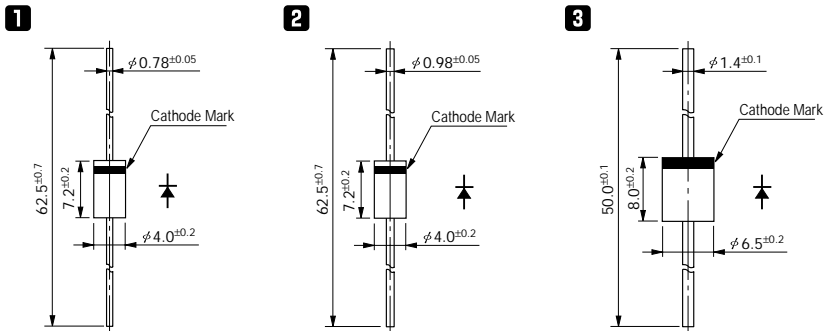
Fast-Recovery Rectifier Diodes 1000V

$t_{rr} \textcircled{1}$: $I_F/I_R (=I_F)$ 90% Recovery Point
 (ex. $I_F/I_R = 100\text{mA}/100\text{mA}$ 90% Recovery Point)
 $t_{rr} \textcircled{2}$: $I_F/I_R (=2 I_F)$ 75% Recovery Point
 (ex. $I_F/I_R = 100\text{mA}/200\text{mA}$ 75% Recovery Point)

V_{RM} (V)	Package	Part Number	I_F (AV) (A) () is with Heatsink	I_{FSM} (A)	T_j (°C)	T_{stg} (°C)	V_F (V) max	I_F (A)	I_R (μA)	I_R (H) (μA)	T_a (°C)	$t_{rr} \textcircled{1}$ (μs)		$t_{rr} \textcircled{2}$ (μs)		$R_{th} (j-l)$ (°C/W)	Mass (g)	Fig. No.	Page where characteristic curve is shown
				50Hz Half-cycle Sinewave Single Shot					$V_R = V_{RM}$ max	$V_R = V_{RM}$ max		I_F/I_{FP} (mA)	I_F/I_{FP} (mA)						
1000	Axial	RU 1C	0.2	15	-40 to +150	3.0	0.25	10	200	100	0.4	10/10	0.18	10/20	15	0.4		57	
		RH 1C	0.6	35	-40 to +150	1.3	0.6	5	70	150	4	10/10	1.3	10/20	15	0.4	1	56	
		RU 2C	0.8	20	-40 to +150	1.5	1.0	10	300	100	0.4	10/10	0.18	10/20	15	0.4		57	
		RU 3C	1.5	20	-40 to +150	2.5	1.5	10	400	100	0.4	10/10	0.18	10/20	12	0.6	2	58	
		RU 4C	1.5 (2.5)	50	-40 to +150	1.6	3.0	50	500	100	0.4	100/100	0.18	100/200	8	1.2	3	59	

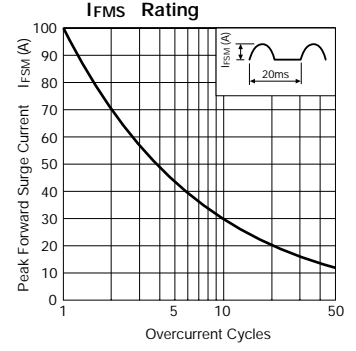
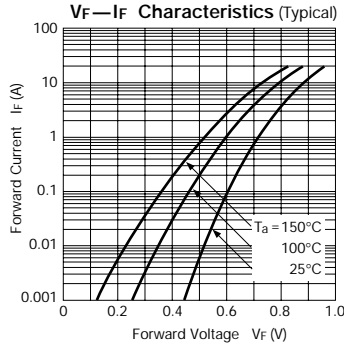
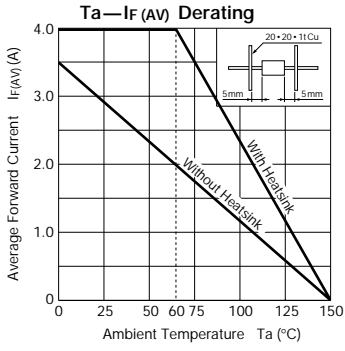
External Dimensions

Flammability: UL94V-0 or Equivalent (Unit: mm)

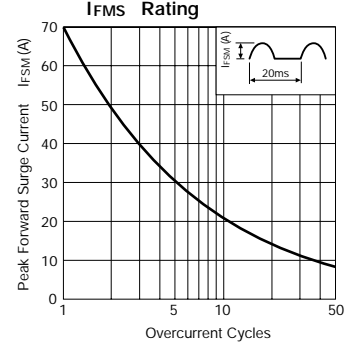
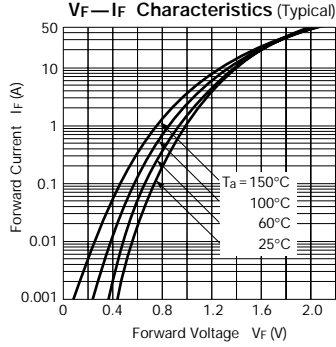
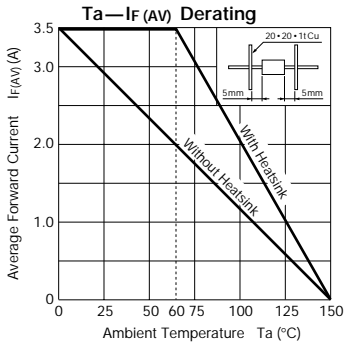


Fast-Recovery Rectifier Diodes

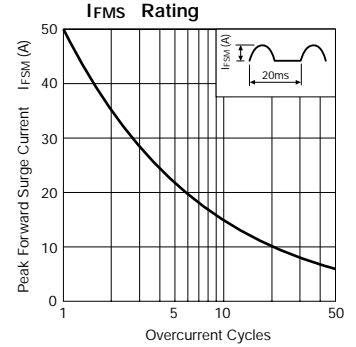
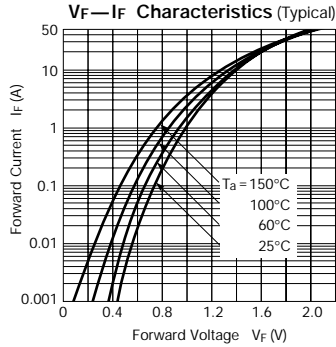
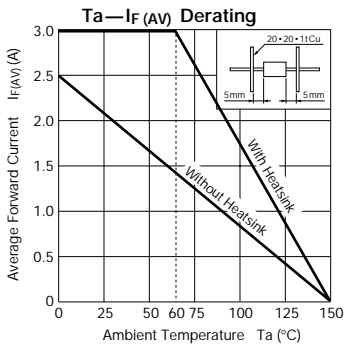
RU 4YX



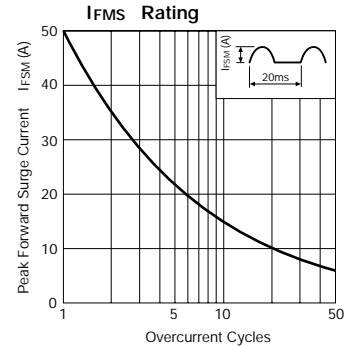
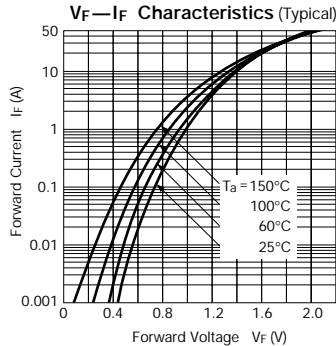
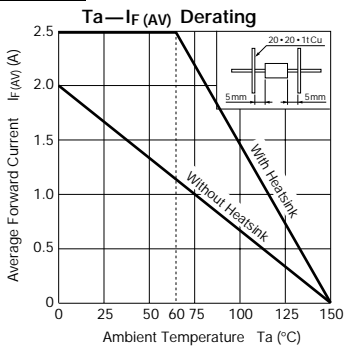
RU 4Y, 4Z



RU 4, 4A, 4B



RU 4C



RU 4M series

