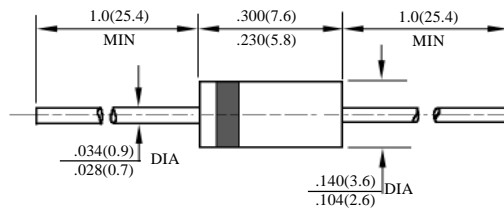


RL251– RL257

### 2.5A 普通二极管

### 2.5A GENERAL DIODES

型号 TYPE	最大反向 峰值电压 Maximum Peak Reverse Voltage	最大平均正向电流 Maximum Average Rectified Current @ Half-Wave Resistive Load 60Hz		最大正向浪涌电流 Maximum Forward Peak Surge Current @ 8.3ms Superimposed	最大反向漏电流 Maximum Reverse Current @ PRV @ T <sub>A</sub> =25°C	最大正向电压 Maximum Forward Voltage @ T <sub>A</sub> =25°C		外型尺寸 Package Dimensions
	PRV V <sub>PK</sub>	I <sub>O</sub> @ T <sub>L</sub> A <sub>AV</sub>	°C	I <sub>FM</sub> (Surge) A <sub>PK</sub>	I <sub>R</sub> μA <sub>dc</sub>	I <sub>FM</sub> A <sub>PK</sub>	V <sub>FM</sub> V <sub>PK</sub>	
RL251	50	2.5	75	150	5.0	2.0	1.1	DO-15
RL252	100							
RL253	200							
RL254	400							
RL255	600							
RL256	800							
RL257	1000							



DO-15

RL251-RL257

R-3 封装 2.5A 普通二极管额定值与特性曲线

RATING & CHARACTERISTIC CURVES OF 2.5A GENERAL DIODES OF R-3 PACKAGE

FIG. 1 - TYPICAL FORWARD CURRENT DERATING CURVE

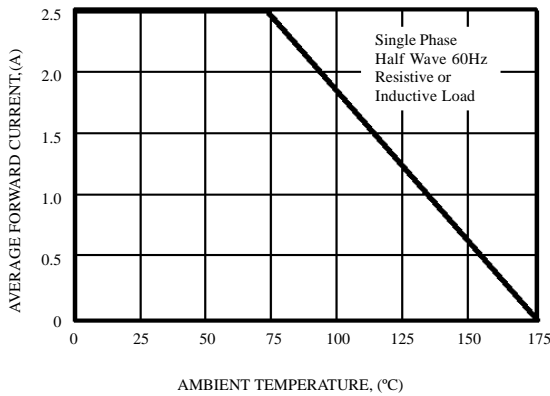


FIG. 2 - TYPICAL INSTANTANEOUS FORWARD CHARACTERISTICS

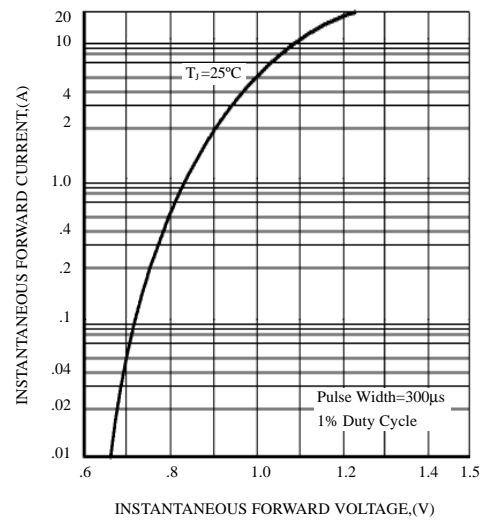


FIG. 3 - MAXIMUM NON-REPETITIVE FORWARD SURGE CURRENT

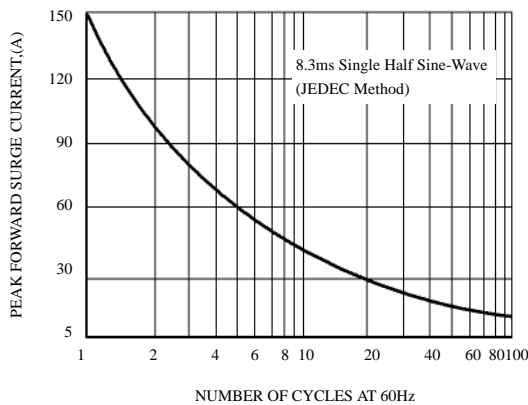


FIG. 4 - TYPICAL REVERSE CHARACTERISTICS

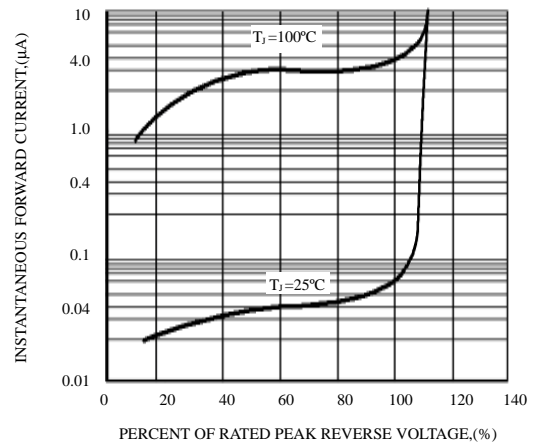


FIG. 5 - TYPICAL JUNCTION CAPACITANCE

