


RS10 SERIES

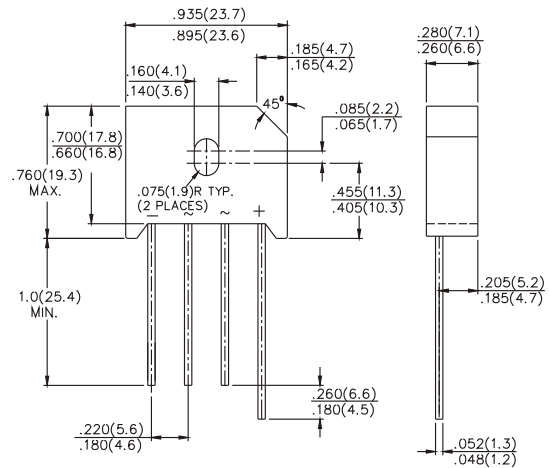
SINGLE PHASE SILICON BRIDGE RECTIFIERS



**CHENG-YI
ELECTRONIC**



VOLTAGE RANGE
50 TO 1000 VOLTS
CURRENT
10 Amperes



Dimensions in inches and (millimeters)

FEATURES

- Ideal for printed circuit board
- Reliable low cost construction utilizing molded plastic technique
- Plastic material has underwriters laboratory Flammability Classification 94V-0
- Surge overload rating: 200 amperes peak
- Mounting position: Any
- Mounting Torque: 5 In. lb. max

MAXIMUM RATINGS AND ELECTRICAL CHARACTERISTICS

Ratings at 25°C ambient temperature unless otherwise specified.
Resistive or inductive load, 60 Hz. For capacitive load, derate current by 20%.

		RS10005	RS1001	RS1002	RS1004	RS1006	RS1008	RS1010	UNITS
Maximum Recurrent Peak Reverse Voltage	V_{RRM}	50	100	200	400	600	800	1000	V
Maximum RMS Bridge Input Voltage	V_{RMS}	35	70	140	280	420	560	700	V
Maximum DC Blocking Voltage	V_{DC}	50	100	200	400	600	800	1000	V
Maximum Average Forward Rectified Output Current @ $T_C=100^\circ\text{C}$ @ $T_A=65^\circ\text{C}$	$V_{(AV)}$	10							A A
Peak Forward Surge Current, 8.3 ms single half sine-wave superimposed on rated load (JEDEC method)	I_{FSM}	240							A
Maximum Instantaneous Forward Voltage Drop Per Element at 10.0A	V_F	1.1							V
Maximum Reverse Leakage at rated DC Block Voltage Per Element @ $T_C=100^\circ\text{C}$ @ $T_A=25^\circ\text{C}$	I_R	10 100							μA mA
Operating Temperature Range	T_J	-65 to +150							$^\circ\text{C}$
Storage Temperature Range	T_{STG}	-65 to +150							$^\circ\text{C}$

Notes: 1. Thermal Resistance Junction to Case per diode.

RS10 SERIES

SINGLE PHASE SILICON BRIDGE RECTIFIERS



**CHENG-YI
ELECTRONIC**

RATING AND CHARACTERISTICS CURVES RS10 SERIES

Fig.1 - DERATING CURVE
OUTPUT RECTIFIED CURRENT

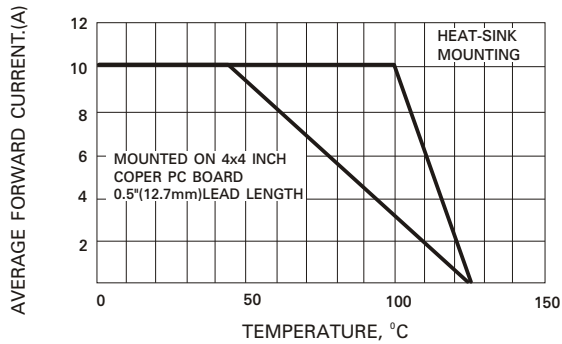


Fig.2 - TYPICAL INSTANTANEOUS FORWARD CHARACTERISTICS

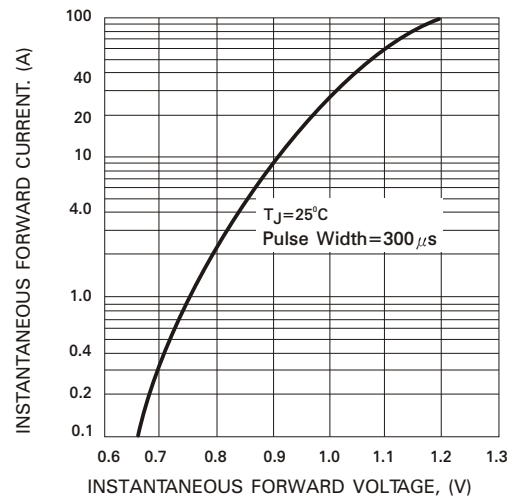


Fig.4 - TYPICAL REVERSE CHARACTERISTICS

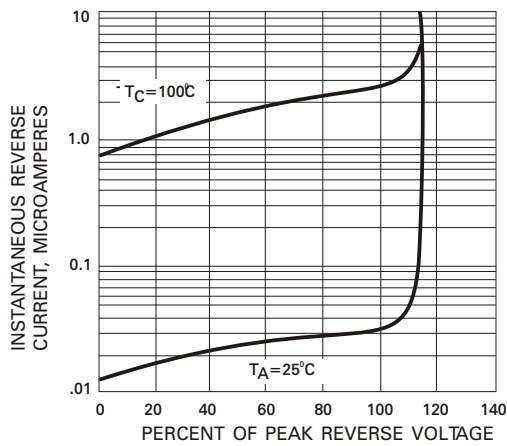


Fig.4 - MAXIMUM NON-REPETITIVE PEAK FORWARD SURGE CURRENT

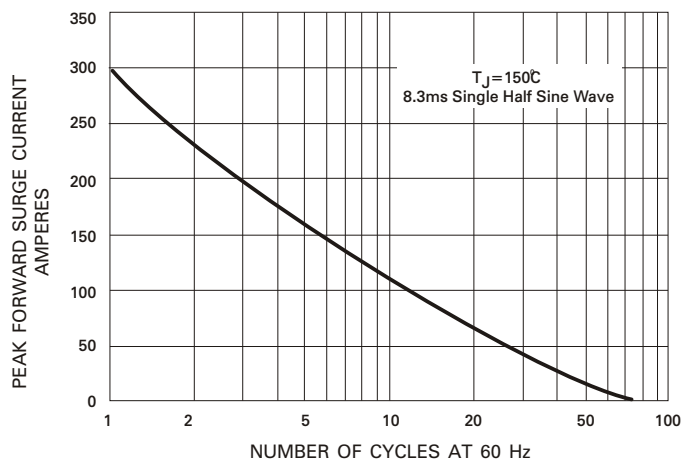


Fig.5 - TYPICAL JUNCTION CAPACITANCE PER ELEMENT

