

1.5A Surface Mount Fast Recovery Rectifier

Features

- Low profile surface mounted package
- Fast recovery time for high efficiency
- Glass passivated junction
- Plastic package has underwriters laboratory flammability classification 94 V-0
- High temperature soldering: 250 °C / 10 seconds at terminals
- RoHS compliant



Mechanical Data

Case:	JEDEC DO-214AA molded plastic
Terminals:	Solder plated solderable per MIL-STD-750, Method 2026
Polarity:	cathode end indicated by color band
Weight:	0.003 Ounce, 0.093 gram

Maximum Ratings ($T_{Ambient}=25^{\circ}C$ unless noted)

Symbol	Description	RS2A	RS2B	RS2D	RS2G	RS2J	RS2K	Unit	Conditions
V_{RRM}	Maximum Recurrent Peak Reverse Voltage	50	100	200	400	600	800	V	
V_{RMS}	Maximum RMS Voltage	35	70	140	280	420	560	V	
V_{DC}	Maximum DC Blocking Voltage	50	100	200	400	600	800	V	
I_{AV}	Maximum Average Forward Rectified Current	1.5						A	TL=100°C
I_{FSM}	Peak Forward Surge Current	50						A	8.3ms single half sine-wave superimposed on rated load (JEDEC method)

1.5A Surface Mount Fast Recovery Rectifier

RS2A~RS2K

Electrical Characteristics ($T_{Ambient}=25^{\circ}C$ unless noted)

Symbol	Description	RS2A	RS2B	RS2D	RS2G	RS2J	RS2K	Unit	Conditions	
V_F	Maximum Instantaneous Forward Voltage	1.3							V	I_F at 1.5A
I_R	Maximum DC Reverse Current at Rated DC Blocking Voltage	5.0							μA	$T_A = 25^{\circ}C$
		200								$T_A = 125^{\circ}C$
t_{rr}	Typical Reverse Recovery Time	150				250	500	nS	$I_F = 0.5A, I_R = 1.0A, I_{rr} = 0.25A$	
C_J	Typical Junction Capacitance	50							pf	Measured at 1.0 MHz and Applied $V_r = 4.0V$
$R_{\theta-JA}$	Typical Thermal Resistance (Note1)	55							$^{\circ}C/W$	Mounted on 0.27 x 0.27" (7.0 x 7.0mm)copper pad
$R_{\theta-JL}$		18								
T_J, T_{STG}	Operating Junction and Storage Temperature Range	-55 to 150							$^{\circ}C$	

Typical Characteristics Curves

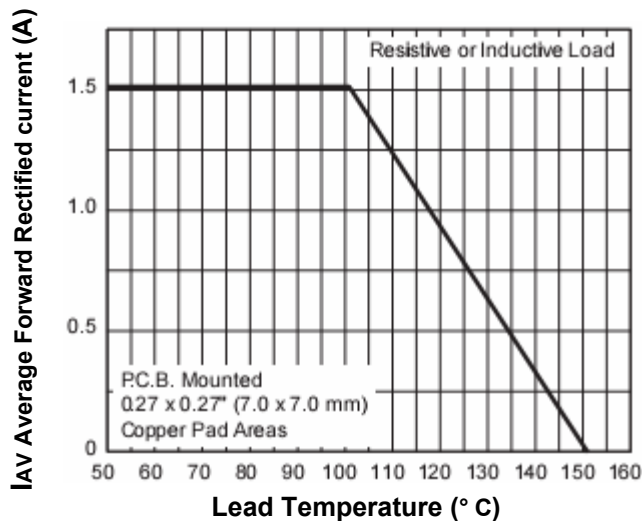


Fig.1- Forward Current Derating Curve

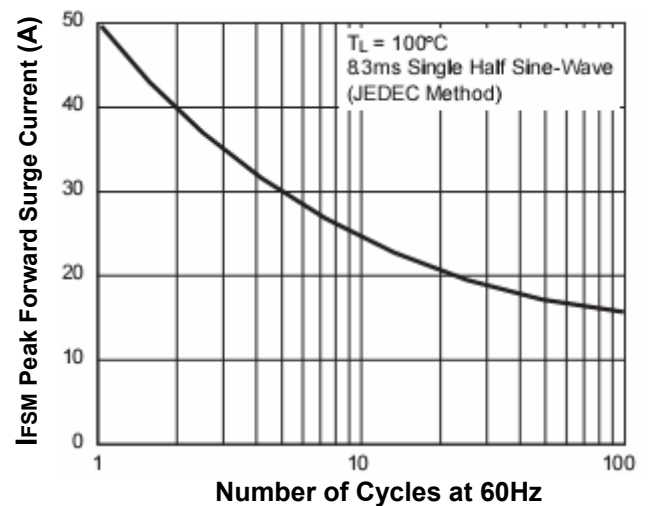


Fig.2- Max. Non-Repetitive Forward Surge Current

1.5A Surface Mount Fast Recovery Rectifier

RS2A~RS2K

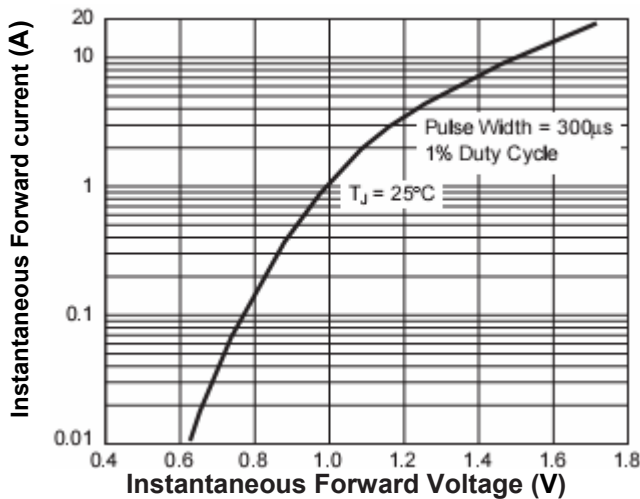


Fig.3- Typical Instantaneous Forward Characteristics

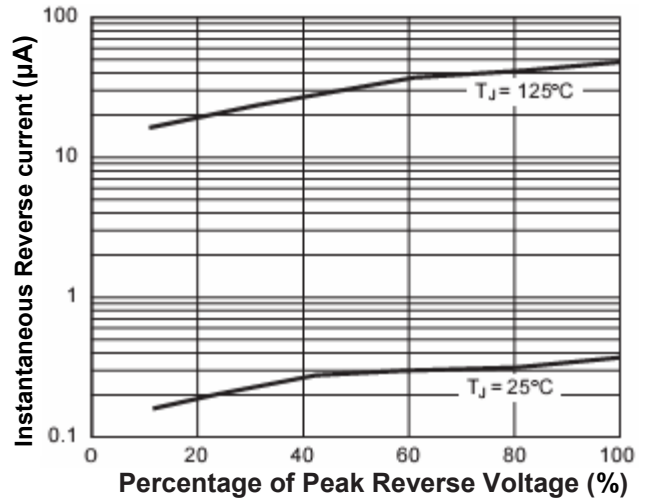


Fig.4- Typical Reverse Characteristics

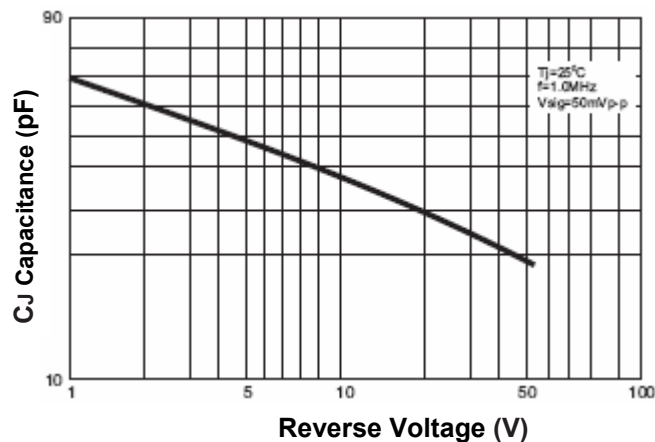
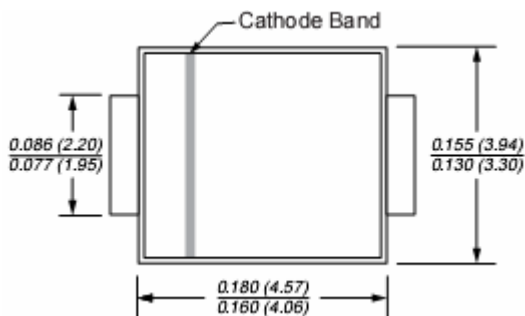
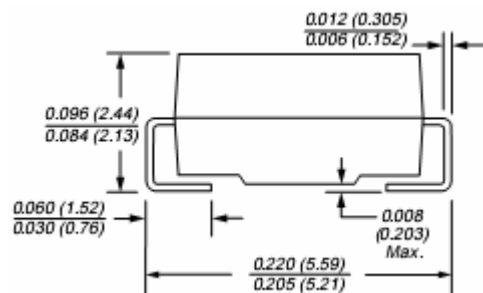


Fig.5- Junction Capacitance

Dimensions in inch (mm)



DO-214AA
(SMB)



1.5A Surface Mount Fast Recovery Rectifier

RS2A~RS2K

How to contact us:

US HEADQUARTERS

28040 WEST HARRISON PARKWAY, VALENCIA, CA 91355-4162

Tel: (800) TAITRON (800) 247-2232 (661) 257-6060

Fax: (800) TAITFAX (800) 824-8329 (661) 257-6415

Email: taitron@taitroncomponents.com

Http://www.taitroncomponents.com

TAITRON COMPONENTS MEXICO, S.A .DE C.V.

BOULEVARD CENTRAL 5000 INTERIOR 5 PARQUE INDUSTRIAL ATITALAQUIA, HIDALGO C.P.
42970 MEXICO

Tel: +52-55-5560-1519

Fax: +52-55-5560-2190

TAITRON COMPONENTS INCORPORATED REPRESENTAÇÕES DO BRASIL LTDA

RUA DOMINGOS DE MORAIS, 2777, 2.ANDAR, SALA 24 SAÚDE - SÃO PAULO-SP 04035-001 BRAZIL

Tel: +55-11-5574-7949

Fax: +55-11-5572-0052

TAITRON COMPONENTS INCORPORATED, SHANGHAI REPRESENTATIVE OFFICE

CROSS REGION PLAZA, 899 LINGLING ROAD, SUITE 18C, SHANGHAI, 200030, CHINA

Tel: +86-21-5424-9942

Fax: +86-21-5424-9931