

300mA Low Dropout Positive Voltage Regulator

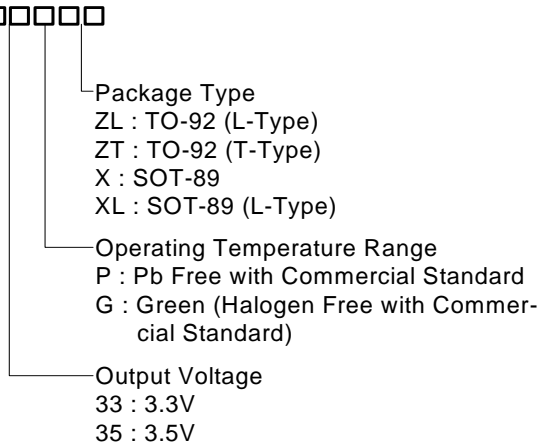
General Description

The RT9162 is a positive low dropout regulator designed for applications requiring low dropout performance at full rated current. The device is available in fixed output voltages of 3.3V and 3.5V. The RT9162 provides excellent regulation over line, load, and temperature variations.

The other features include low dropout performance at a maximum of 1.3V at 300mA, fast transient response, internal current limiting, and thermal shutdown protection of the output devices. The RT9162 is a three-terminal regulator compatible with industrial 78XX series and available in surface mount SOT-89 packages.

Ordering Information

RT9162-□□□□



Note :

RichTek Pb-free and Green products are :

- ▶RoHS compliant and compatible with the current requirements of IPC/JEDEC J-STD-020.
- ▶Suitable for use in SnPb or Pb-free soldering processes.
- ▶100%matte tin (Sn) plating.

Marking Information

For marking information, contact our sales representative directly or through a RichTek distributor located in your area, otherwise visit our website for detail.

Features


- Low Dropout, Maximum 1.3V at 300mA
- Fast Transient Response
- ± 2% Total Output Regulation
- 0.4% Line Regulation
- 0.4% Load Regulation
- SOT-89 and TO-92 Packages
- RoHS Compliant and 100% Lead (Pb)-Free

Applications


- 5V to 3.3V Linear Regulator
- Low Voltage Microcontroller, DSF, etc. Power Supply
- Linear Regulator for LAN Card and CD-ROM

Pin Configurations

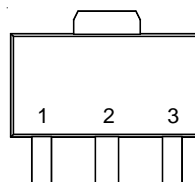
(TOP VIEW)



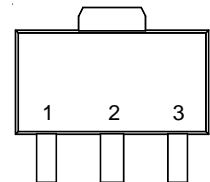
RT9162-33CZL
 RT9162-35CZL
 TO-92



RT9162-33CZT
 RT9162-35CZT
 TO-92

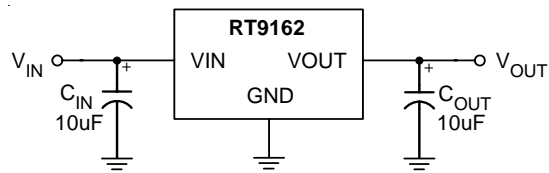


RT9162-33CX
 RT9162-35CX
 SOT-89



RT9162-33CXL
 RT9162-35CXL
 SOT-89

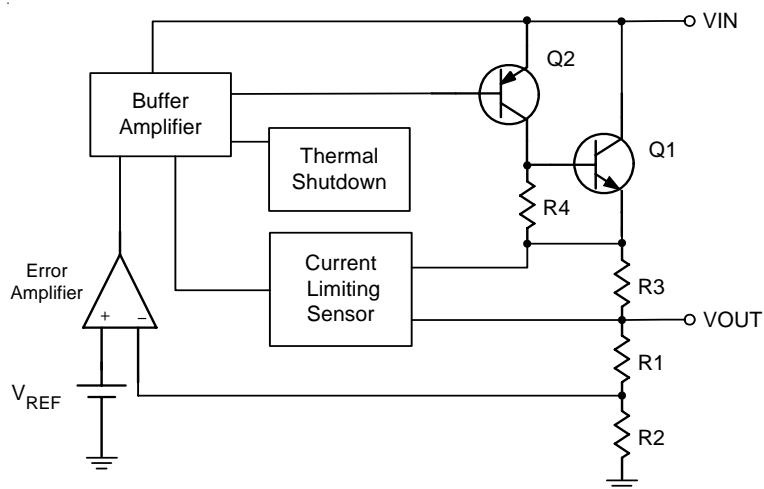
Typical Application Circuit



Functional Pin Description

Pin Name	Pin Function
VOUT	Output Voltage
GND	Ground
VIN	Power Input

Function Block Diagram



Absolute Maximum Ratings

- Input Voltage ----- 15V
- Power Dissipation, P_D @ $T_A = 25^\circ\text{C}$
 - TO-92 ----- 0.625W
 - SOT-89 ----- 0.571W
- Package Thermal Resistance (Note4)
 - TO-92, θ_{JA} ----- 160°C/W
 - SOT-89, θ_{JA} ----- 175°C/W
- Operating Junction Temperature Range ----- -40°C to 125°C
- Storage Temperature Range ----- -65°C to 150°C

Electrical Characteristics

($V_{IN} = 5.0\text{V}$, $T_A = 25^\circ\text{C}$, unless otherwise specified)

Parameter		Symbol	Test Conditions	Min	Typ	Max	Units
Output Voltage (Note 1)	RT9162-33	V_{OUT}		3.235	3.300	3.365	V
	RT9162-35			3.430	3.500	3.570	
Line Regulation (Note 1)		ΔV_{LINE}	$V_{IN} = 5\text{V}-15\text{V}$	--	0.1	0.4	%
Load Regulation (Note 1)		ΔV_{LOAD}	$I_L = 0 - 300\text{mA}$	--	0.2	0.4	%
Dropout Voltage (Note 2)		V_{DROP}	$\Delta V_{OUT} = 1\%$	--	1.2	1.3	V
Current Limit		I_{LIM}		400	--	--	mA
Quiescent Current		I_Q		--	4.5	8	mA
Temperature Coefficient		T_C		--	0.005	--	%/ $^\circ\text{C}$
Temperature Stability		T_S		--	0.5	--	%
RMS Output Noise (Note 3)				--	0.003	--	%/ V_{OUT}

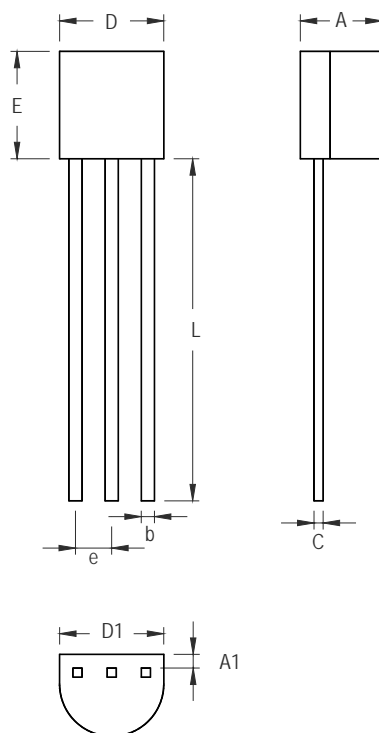
Note 1. Low duty cycle pulse testing with Kelvin connections required.

Note 2. The dropout voltage is defined as $V_{IN} - V_{OUT}$, which is measured when V_{OUT} is $V_{OUT(NORMAL)} - 100\text{mV}$.

Note 3. Bandwidth of 10 Hz to 10 kHz.

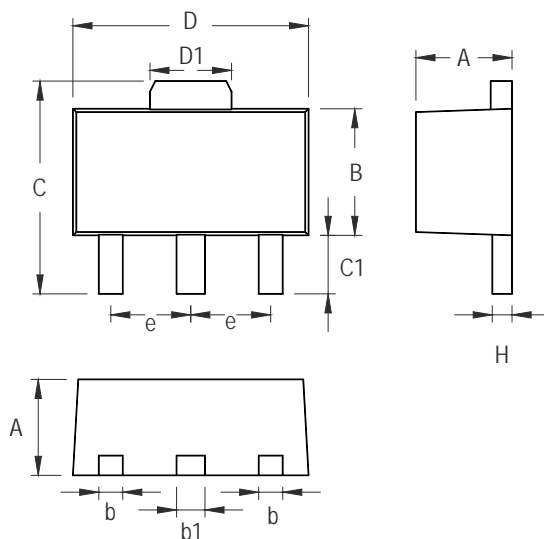
Note 4. θ_{JA} is measured in the natural convection at $T_A = 25^\circ\text{C}$ on a low effective thermal conductivity test board of JEDEC 51-3 thermal measurement standard.

Outline Dimension



Symbol	Dimensions In Millimeters		Dimensions In Inches	
	Min	Max	Min	Max
A	3.175	4.191	0.125	0.165
A1	1.143	1.372	0.045	0.054
b	0.406	0.533	0.016	0.021
C	0.406	0.533	0.016	0.021
D	4.445	5.207	0.175	0.205
D1	3.429	5.029	0.135	0.198
E	4.318	5.334	0.170	0.210
e	1.143	1.397	0.045	0.055
L	12.700		0.500	

3-Lead TO-92 Plastic Package



Symbol	Dimensions In Millimeters		Dimensions In Inches	
	Min	Max	Min	Max
A	1.397	1.600	0.055	0.063
b	0.356	0.483	0.014	0.019
B	2.388	2.591	0.094	0.102
b1	0.406	0.533	0.016	0.021
C	3.937	4.242	0.155	0.167
C1	0.787	1.194	0.031	0.047
D	4.394	4.597	0.173	0.181
D1	1.397	1.753	0.055	0.069
e	1.448	1.549	0.057	0.061
H	0.356	0.432	0.014	0.017

3-Lead SOT-89 Surface Mount Package

Richtek Technology Corporation

Headquarter
 5F, No. 20, Taiyuen Street, Chupei City
 Hsinchu, Taiwan, R.O.C.
 Tel: (8863)5526789 Fax: (8863)5526611

Richtek Technology Corporation

Taipei Office (Marketing)
 8F, No. 137, Lane 235, Paochiao Road, Hsintien City
 Taipei County, Taiwan, R.O.C.
 Tel: (8862)89191466 Fax: (8862)89191465
 Email: marketing@richtek.com