


■ Features

- Molded epoxy body
- High isolation coil/contact
- Can make high voltage contact
- Sealed construction permits automatic flow soldering and cleaning



UL E155513
C-UL E155513

■ Coil Rating (20°C)

Contact Form	Part Number	Nominal Voltage (VDC)	Coil Resistance (Ω) ± 10%	Must Operate (VDC)	Must Release (VDC)	Rated Current (mA)	Continuous Voltage (Max)	Special Features
1A	S1A05000	5	500	3.75	1.0	10	10	standard
	S1A12000	12	1000	9.0	1.2	12	20	standard
	S1A24000	24	2000	18.00	2.4	12	28	standard
SPST-NO	S1A050D0	5	500	3.75	1.0	10	10	with diode
	S1A120D0	12	1000	9.0	1.2	12	20	with diode
	S1A240D0	24	2000	18.00	2.4	12	28	with diode
1A	S1C05M00	5	500	3.75	1.0	25	10	magnetic shield
	S1C12M00	12	1000	9.00	1.2	24	20	shield
	S1C24M00	24	2000	18.00	2.4	12	28	
SPST-NO	S1A050X00	5	500	3.75	1.0	25	10	diode + magnetic shield
	S1A120X00	12	1000	9.00	1.2	24	20	
	S1A240X00	24	2000	18.00	2.4	12	28	shield

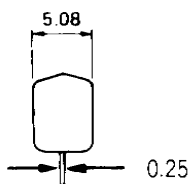
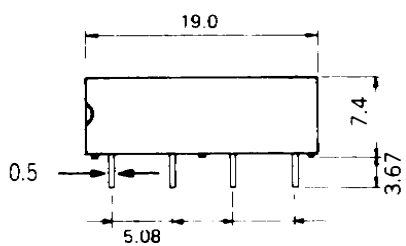
High Resistance Coil for Low Power Consumption • High Efficiency

1A SPST-NO	SS1A050099	5	1000	3.75	1.0	5	10	standard
	SS1A120098	12	2000	9.00	1.2	6	20	standard
	SS1A120099	12	3000	18.00	2.4	4	28	standard

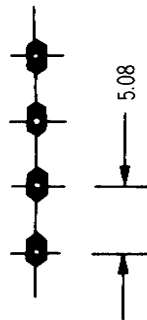
■ Specifications

Item	Contact Form	1A
Contact Resistance		100m Ω max. initial
Operate Time		0.5msec max.
Bounce Time		0.5msec max.
Release Time		0.2msec max.
Insulation Resistance		10 ¹⁰ Ω min.
Power		10VA max.
Switching Voltage		200VDC max.
Switching Current		0.5Amps max.
Carry Current		1.0Amps max.
Life Expectancy		10 ⁸ (signal level)
Minimum Breakdown Voltage		250VDC across open contact
		1000VDC between coil and contact
Operating Temperature		-40°C ~ +85°C
Storage Temperature		-50°C ~ +125°C
Minimum Permissible Load		100mVDC 10 μ A
Vibration		20g (10 ~ 2000Hz)
Shock		30g (11ms. 1/2 sine wave)
Resonant Frequency		3.5KHz

■ Dimensions

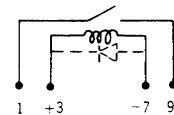


PCB Layout

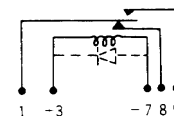


Circuit Schematic Top View

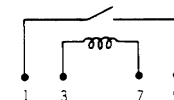
1A
SPST-NO



1C
SPDT-CO



1A*
SPST-NO



(With Magnetic Shield)

*High Resistance Coil Type