



肖特基二极管 Schottky Rectifier

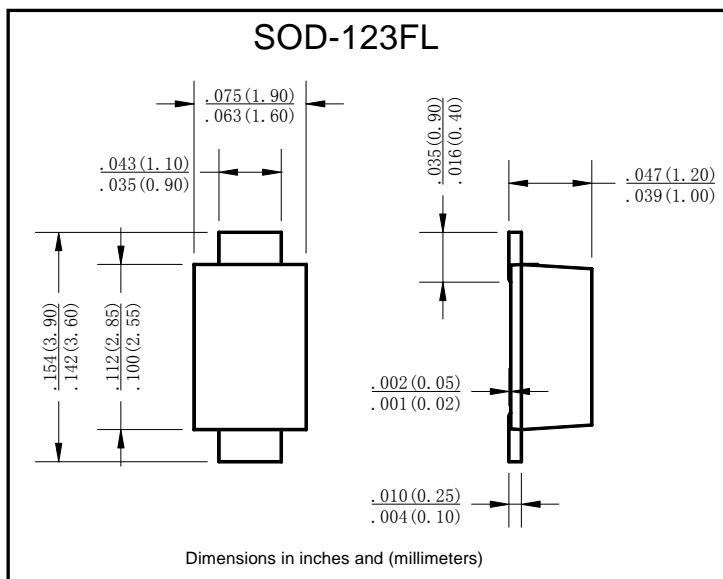
■特征 Features

- I_o 3.0A
- V_{RRM} 20V~200V
- 低正向电压, 低功耗
Low VF, Low power loss
- 耐正向浪涌电流能力高
High surge forward current capability

■用途 Applications

- 整流用
Rectifier

■外形尺寸 Outline Dimensions and Mark



■极限值 (绝对最大额定值)

Limiting Values (Absolute Maximum Rating)

参数名称 Item	符号 Symbol	单位 Unit	条件 Conditions	S3														
				2	3	4	5	6	8	10	15	20						
反向重复峰值电压 Repetitive Peak Reverse Voltage	V_{RRM}	V		20	30	40	50	60	80	100	150	200						
平均整流输出电流 Average Rectified Output Current	I_o	A	60Hz单向半波, 电阻负载, $T_a=75^\circ\text{C}$ 60Hz One-way half-wave, R-load, $T_a=75^\circ\text{C}$	3.0														
正向(不重复)浪涌电流 Surge(Non-repetitive) Forward Current	I_{FSM}	A	60Hz正弦波, 一个周期, $T_j=25^\circ\text{C}$ 60Hz sine wave, 1 cycle, $T_j=25^\circ\text{C}$	65														
存储温度 Storage Temperature	T_{stg}	$^\circ\text{C}$		-55 ~+150														
结温 Junction Temperature	T_j	$^\circ\text{C}$		-55 ~+125					-55 ~+150									

■电特性 ($T_a=25^\circ\text{C}$ 除非另有规定)Electrical Characteristics ($T_a=25^\circ\text{C}$ Unless otherwise specified)

参数名称 Item	符号 Symbol	单位 Unit	测试条件 Test Condition	S3											
				2	3	4	5	6	8	10	15	20			
正向峰值电压 Peak Forward Voltage	V_{FM}	V	$I_{FM}=3.0\text{A}$	0.5		0.7		0.85		0.9					
反向峰值电流 Peak Reverse Current	I_{RRM}	mA	$V_{RM}=V_{RRM}$, $T_a=25^\circ\text{C}$	0.5											
热阻 Thermal Resistance	$R_{\theta J-L}$	$^\circ\text{C/W}$	结和引线之间 Between junction and lead	20											



■特性曲线（典型） Characteristics(Typical)

图1: I_o - T_a 曲线
FIG1: I_o - T_a Curve

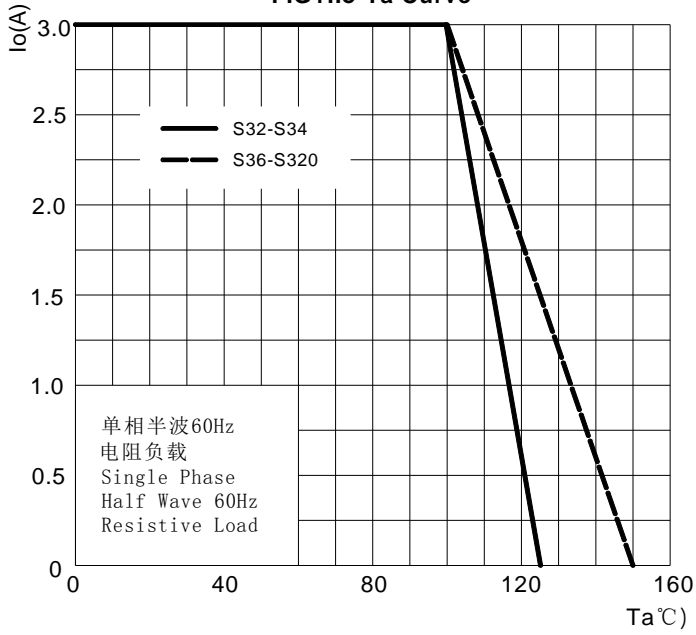


图2: 耐正向浪涌电流曲线
FIG2: Surge Forward Current Capability

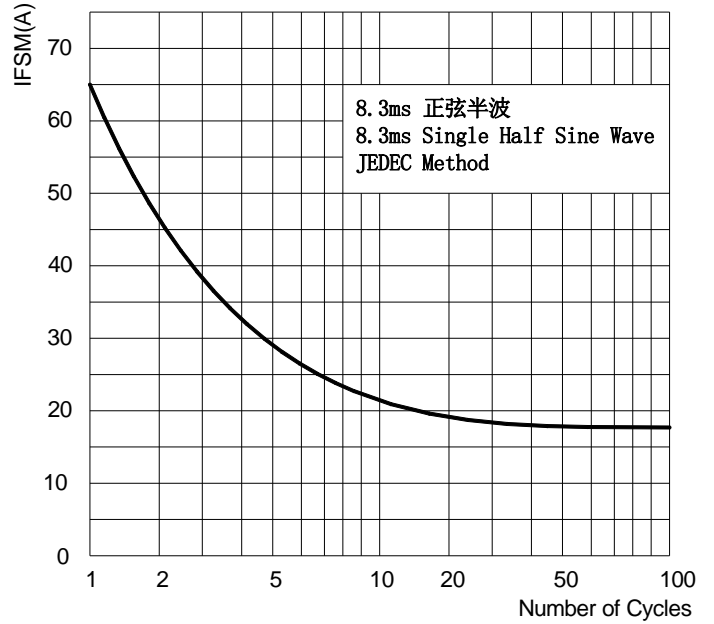


图3: 正向电压曲线
FIG3: Forward Voltage

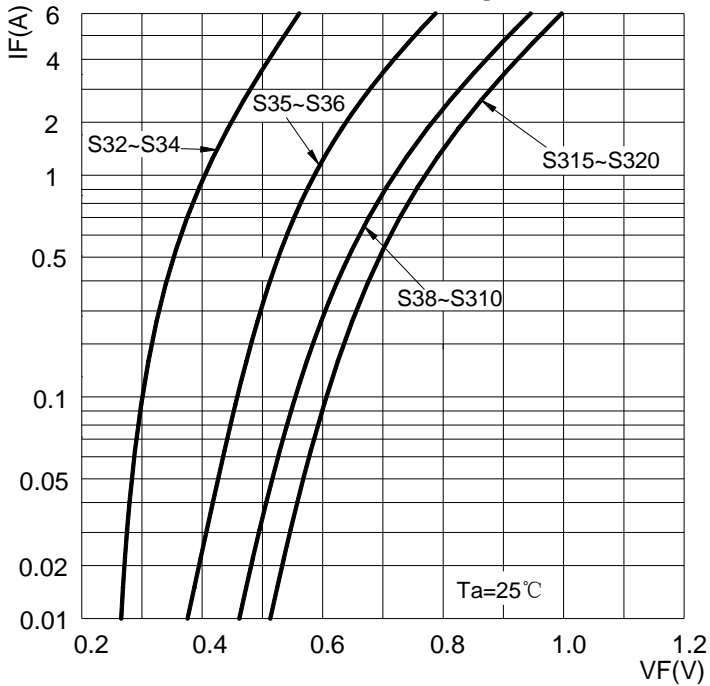


图4: 反向电流曲线
FIG4: Typical Reverse Characteristics

