

# HIGH FREQUENCY MAGNETICS

## T1/E1 Dual Interface Transformers

TM00129

- Designed to meet the requirements for UL 1950 reinforced insulation
- Minimum interwinding breakdown voltage of 3000 Vrms

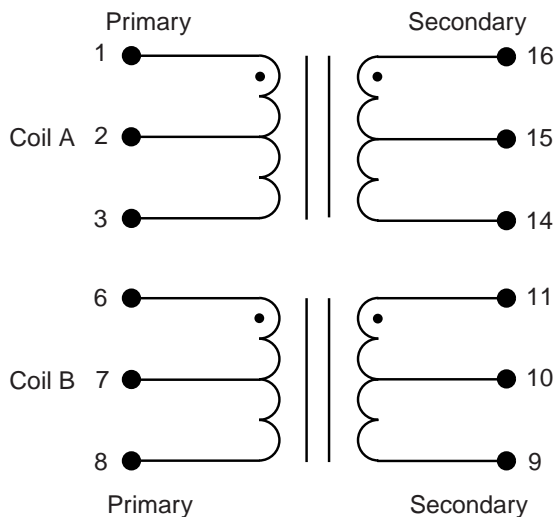
### ELECTRICAL SPECIFICATIONS at 25° C

Part Number	Turns Ratio ±5%		Primary Inductance* mH min	Leakage Inductance μH max	Interwinding Capacitance pF max	DCR Ω max			
	Coil A	Coil B	Coil A & B	Coil A & B	Coil A & B	Pri		Sec	
						Coil A	Coil B	Coil A	Coil B
S553-6500-62	1 CT : 2 CT	1 CT : 1 CT	1.5	0.6	15	0.50	0.50	1.00	0.50
S553-6500-63	1 CT : 1.15 CT	1 CT : 1 CT	1.5	0.6	15	1.00	1.00	1.00	1.00

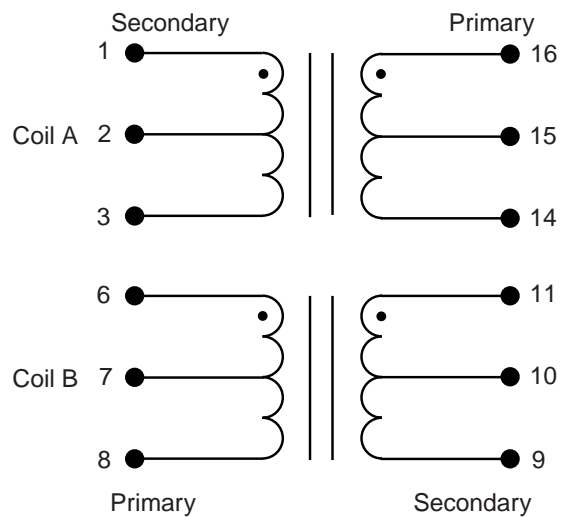
\* Measured at 10 kHz, 0.01 Vac

### SCHEMATICS

S553-6500-62

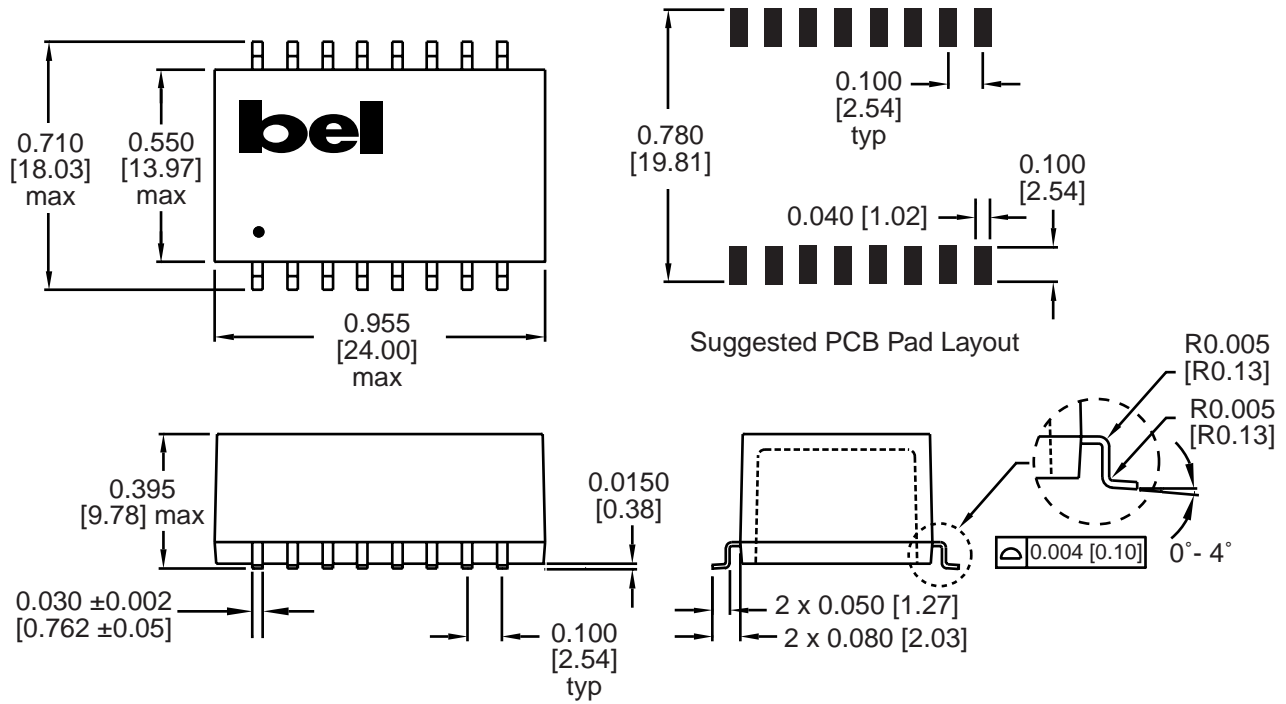


S553-6500-63



#### MECHANICAL

S553-6500-62  
S553-6500-63



Dimensions are in inches [millimeters].  
Standard dimension tolerance is  $\pm 0.005$  [0.13] unless otherwise noted.

#### CORPORATE

**Bel Fuse Inc.**  
198 Van Vorst Street  
Jersey City, NJ 07302  
Tel 201-432-0463  
Fax 201-432-9542  
www.belfuse.com

T1-66

#### FAR EAST

**Bel Fuse Ltd.**  
8F / 8 Luk Hop Street  
San Po Kong  
Kowloon, Hong Kong  
Tel 852-2328-5515  
Fax 852-2352-3706  
www.belfuse.com

#### EUROPE

**Bel Fuse Europe Ltd.**  
Preston Technology Management Centre  
Marsh Lane, Suite G7, Preston  
Lancashire, PR1 8UD, U.K.  
Tel 44-1772-556601  
Fax 44-1772-888366  
www.belfuse.com