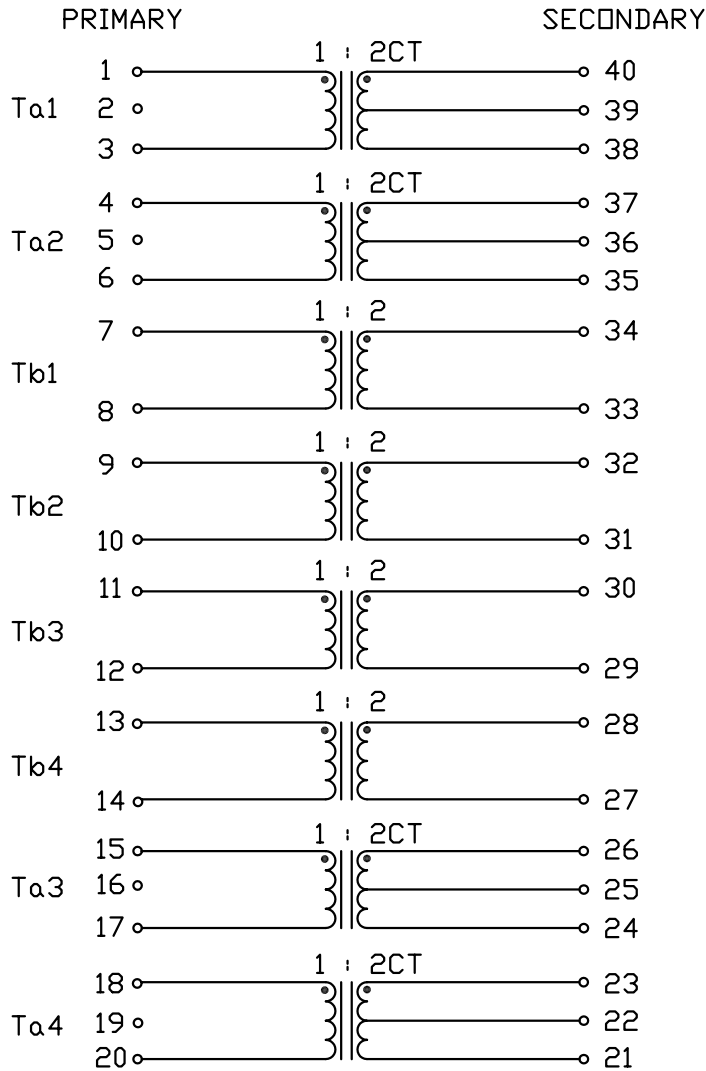


THE INFORMATION CONTAINED HEREIN IS CONSIDERED "PROPRIETARY" TO BEL FUSE INC. AND SHALL NOT BE COPIED, REPRODUCED OR DISCLOSED WITHOUT THE WRITTEN APPROVAL OF BEL FUSE INC.



SCHEMATIC

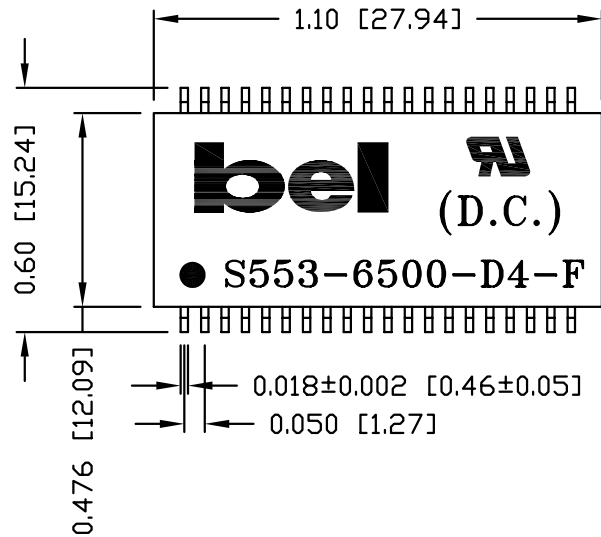
ELECTRICAL CHARACTERISTICS @ 25°C



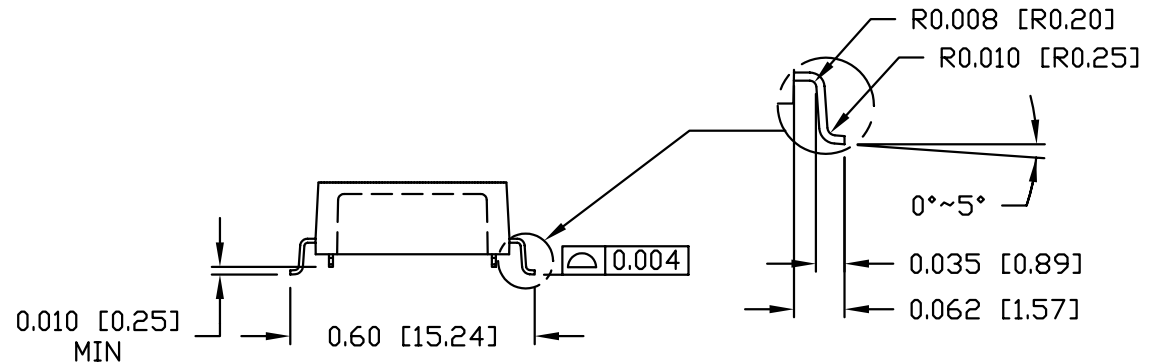

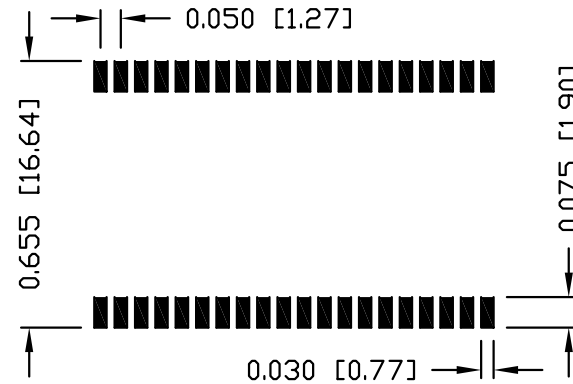
<p>URNS RATIO</p> <p>Ta PRIMARY : SECONDARY 1 : 2CT</p> <p>Tb PRIMARY : SECONDARY 1 : 2</p>	
<p>POLARITY</p> <p>PER DOT CONVENTION</p>	
<p>INDUCTANCE</p> <p>Ta PRIMARY 1.5mH MIN</p> <p>AT -40°C 640µH MIN</p> <p>Tb PRIMARY 1.5mH MIN</p> <p>AT -40°C 640µH MIN</p>	
<p>LEAKAGE INDUCTANCE, Le</p> <p>Ta PRIMARY (SECONDARY SHORTED) 0.3µH MAX</p> <p>Tb PRIMARY (SECONDARY SHORTED) 0.3µH MAX</p>	
<p>INTERWINDING CAPACITANCE, Cw/w</p> <p>Ta PRIMARY - SECONDARY 35pF MAX</p> <p>Tb PRIMARY - SECONDARY 35pF MAX</p>	
<p>DC RESISTANCE</p> <p>Ta &amp; Tb PRIMARY 0.6Ω MAX</p> <p>Ta &amp; Tb SECONDARY 1.2Ω MAX</p>	
<p>HIPOT</p> <p>PER HAND-WORK-03</p>	

ORIGINATED BY	DATE	TITLE	PART NO. / DRAWING NO.	STANDARD DIM.	[ ] METRIC DIM. AS REFERENCE		<p>COMPONENTS FOR A CONNECTED PLANET</p>
CH CHAN	03-04-11	ELECTRICAL SPECIFICATION	X5536500D4-F	TOL. IN INCH	UNIT : INCH [mm]	REV. : A	
DRAWN BY	DATE		FILE NAME	.X	SCALE : N/A	SIZE : A4	
HY ZHANG	03-04-11		X5536500D4FA.DWG	.XX ±0.01		PAGE : 2	
				.XXX ±0.005			

THE INFORMATION CONTAINED HEREIN IS CONSIDERED "PROPRIETARY" TO BEL FUSE INC. AND SHALL NOT BE COPIED, REPRODUCED OR DISCLOSED WITHOUT THE WRITTEN APPROVAL OF BEL FUSE INC.



SUGGESTED PCB PAD LAYOUT



NOTES:

- STANDARD MARKING REFER TO DDC. HAND-WORK-04.
- PACKAGE CODE: "RRS001A".

ORIGINATED BY	DATE	TITLE	PART NO. / DRAWING NO.	STANDARD DIM. TOL. IN INCH	[ ] METRIC DIM. AS REFERENCE
LAWRENCE TSANG	03-04-11	MECHANICAL OUTLINE	X5536500D4-F	.X	UNIT : INCH [mm] REV. : A
DRAWN BY	DATE	S553-6500-D4-F	FILE NAME	.XX ±0.01	SCALE : N/A SIZE : A4
HY ZHANG	03-04-11		X5536500D4FA.DWG	.XXX ±0.005	PAGE : 3

