

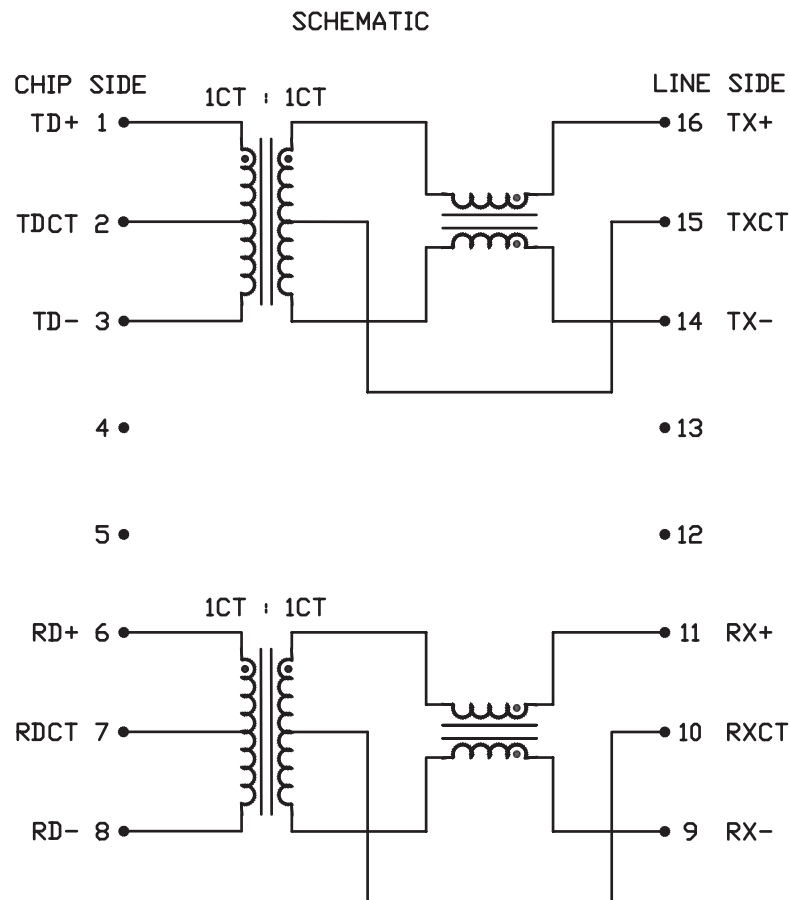
# 10/100BASE-T LAN MAGNETICS

## S558-5999-U7-F Single Port Transformer Module



- Meets all IEEE 802.3 standards including 350μH with 8mA bias
- Operating temperature range -40° to +85° C

### ELECTRICAL CHARACTERISTICS @ 25°C



#### URNS RATIO

PIN 1-2-3 : 16-15-14

1CT : 1CT

PIN 6-7-8 : 11-10-9

1CT : 1CT

DCL @ 100kHz, 100mVrms W/8mA DC BIAS

350 μH MIN.

Tx PIN 1-3 OPEN 16-14

Rx PIN 6-8 OPEN 11-9

LEAKAGE INDUCTANCE

0.30 μH MAX.

Tx PIN 1-3 SHORT 16-14

Rx PIN 6-8 SHORT 11-9

INTERWINDING CAPACITANCE

30 pF MAX.

Tx PIN 1-3 TO 16-14

Rx PIN 6-8 TO 11-9

DCR

PIN (1-3) ; (6-8)

1.1 Ohm MAX.

INSERTION LOSS

100 kHz TO 80 MHz

1.0 dB MAX.

RETURN LOSS

100 kHz - 30 MHz

18 dB MIN.

30 MHz - 60 MHz

18-20 LOG (F/30MHz) MIN.

60 MHz - 80 MHz

12 dB MIN.

COMMON TO COMMON MODE REJ.

40 dB TYP.

100 kHz - 100 MHz

COMMON TO DIFFERENTIAL MODE REJ.

40 dB MIN.

100 kHz - 100 MHz

CROSSTALK

40 dB MIN.

100 kHz - 100 MHz

HIPOT

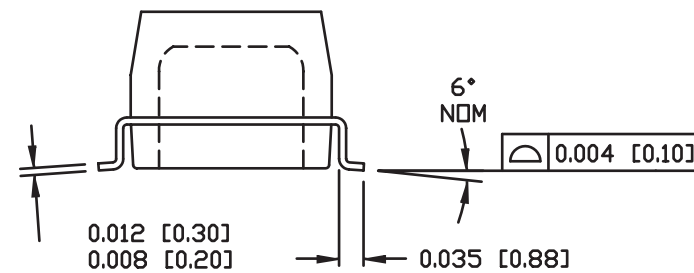
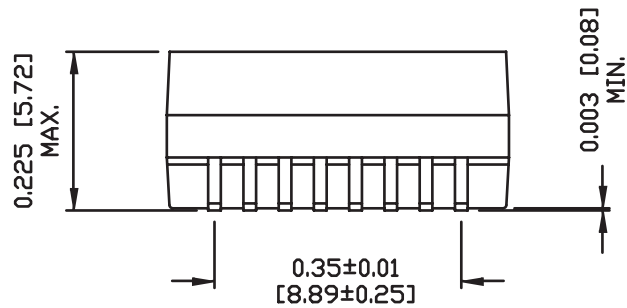
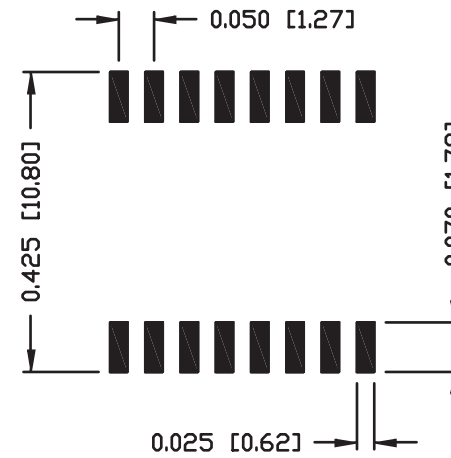
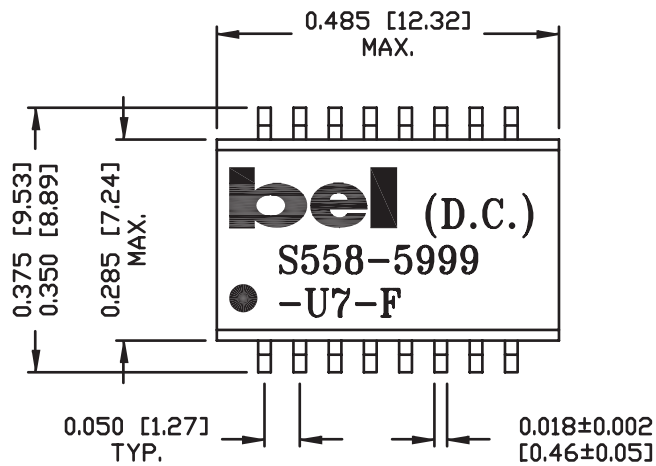
1500 Vrms

# 10/100BASE-T LAN MAGNETICS

## S558-5999-U7-F Single Port Transformer Module



### SUGGESTED PCB PAD LAYOUT



#### NOTES:

1. STANDARD MARKING REFER TO DOC. HAND-WORK-04.
2. PACKAGE CODE: "QBS001".