

RoHS Compliant Product
A suffix of "-C" specifies halogen & lead-free

FEATURE

Complementary to S9015W

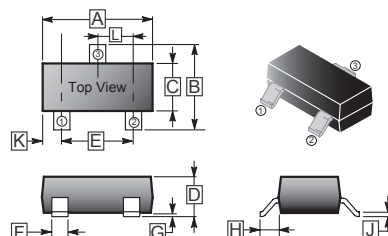
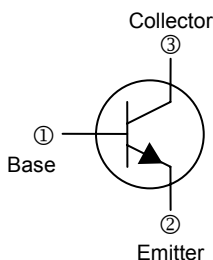
SOT-323

PACKAGING INFORMATION

Weight: 0.0074 g

MARKING CODE

J6



REF.	Millimeter		REF.	Millimeter	
	Min.	Max.		Min.	Max.
A	1.80	2.20	G	0.100 REF.	
B	1.80	2.45	H	0.525 REF.	
C	1.15	1.35	J	0.08	0.25
D	0.80	1.10	K	-	-
E	1.20	1.40	L	0.650 TYP.	
F	0.20	0.40			

ABSOLUTE MAXIMUM RATINGS (at $T_A = 25^\circ\text{C}$ unless otherwise specified)

Parameter	Symbol	Ratings	Unit
Collector to Base Voltage	V_{CBO}	50	V
Collector to Emitter Voltage	V_{CEO}	45	V
Emitter to Base Voltage	V_{EBO}	5	V
Collector Current – Continuous	I_C	100	mA
Collector Power Dissipation	P_C	200	mW
Junction, Storage Temperature	T_J, T_{STG}	+150, -55 ~ +150	$^\circ\text{C}$

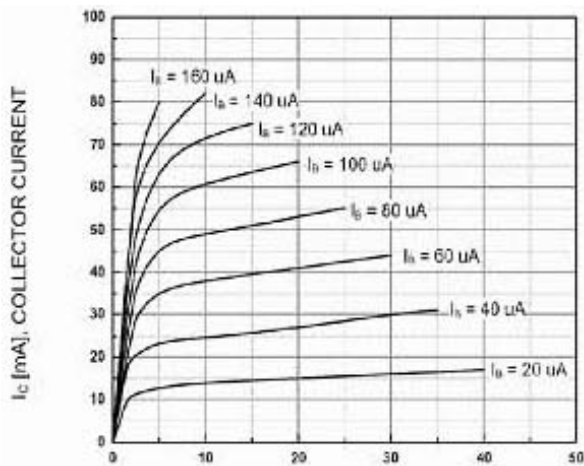
ELECTRICAL CHARACTERISTICS (at $T_A = 25^\circ\text{C}$ unless otherwise specified)

Parameter	Symbol	Min.	Typ.	Max.	Unit	Test Conditions
Collector-base Breakdown Voltage	$V_{(BR)CBO}$	50	-	-	V	$I_C = 100\mu\text{A}, I_E = 0$
Collector-emitter Breakdown Voltage	$V_{(BR)CEO}$	45	-	-	V	$I_C = 0.1\text{mA}, I_B = 0$
Emitter-base Breakdown Voltage	$V_{(BR)EBO}$	5	-	-	V	$I_E = 100\mu\text{A}, I_C = 0$
Collector Cut-off Current	I_{CBO}	-	-	100	nA	$V_{CB} = 50\text{V}, I_E = 0$
Collector Cut-off Current	I_{CEO}	-	-	100	nA	$V_{CE} = 35\text{V}, I_B = 0$
Emitter Cut-off Current	I_{EBO}	-	-	100	nA	$V_{EB} = 3\text{V}, I_C = 0$
Collector-emitter Saturation Voltage	$V_{CE(sat)}$	-	-	300	mV	$I_C = 100\text{mA}, I_B = 5\text{mA}$
Base-emitter Saturation Voltage	$V_{BE(sat)}$	-	-	1000	mV	$I_C = 100\text{mA}, I_B = 5\text{mA}$
DC Current Gain	h_{FE}	200	-	1000		$V_{CE} = 5\text{V}, I_C = 1\text{mA}$
Transition Frequency	f_T	150	-	-	MHz	$V_{CE} = 5\text{V}, I_C = 10\text{mA}, f = 30\text{MHz}$

CLASSIFICATION OF h_{FE}

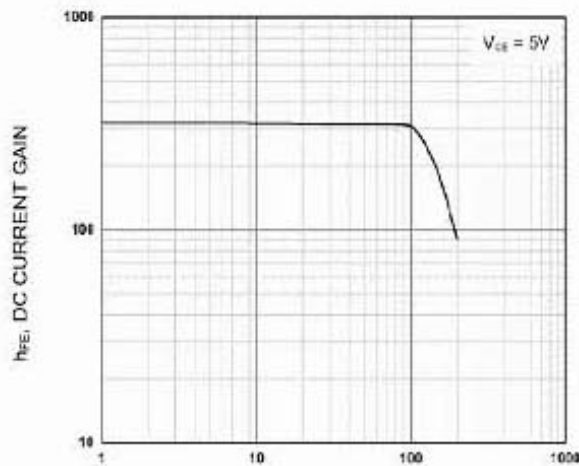
Rank	L	H
h_{FE}	200 - 450	450 - 1000

CHARACTERISTIC CURVES



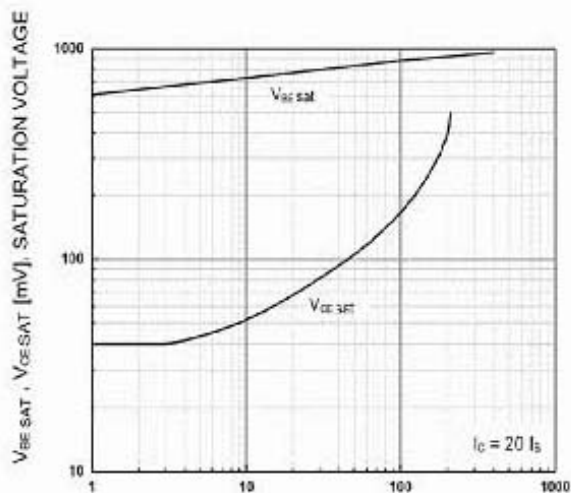
V_{CE} [V], COLLECTOR-EMITTER VOLTAGE

Static Characteristic



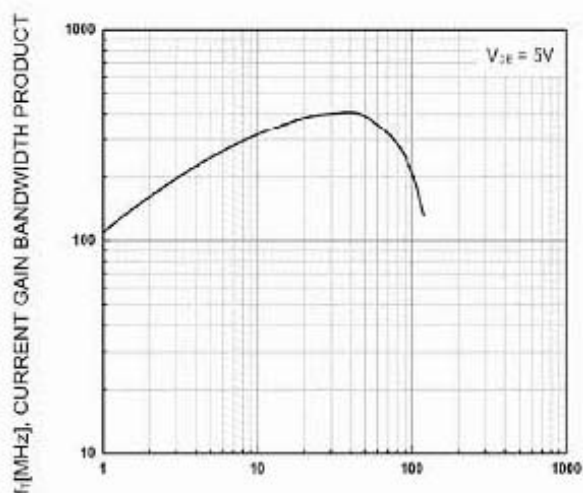
I_C [mA], COLLECTOR CURRENT

DC current Gain



I_C [mA], COLLECTOR CURRENT

**Base-Emitter Saturation Voltage
Collector-Emitter Saturation Voltage**



I_C [mA], COLLECTOR CURRENT

Current Gain Bandwidth Product