

Surface Mount Transient Voltage Suppressors (TVS)

SACB Series 5.0 To 50 V 500W Low Capacitance


Description

The SACB series is designed specifically to protect sensitive electronic equipment from voltage transients induced by lightning and other transient voltage events.

Features

- u Glass passivated chip
- u 500W peak pulse power capability with a 10/1000µs waveform, repetitive rate (duty cycle): 0.01%
- u Low leakage
- u Excellent clamping capability
- u Very fast response time
- u RoHS compliant

Uni-directional



Applications

TVS devices are ideal for the protection of I/O interfaces, V_{CC} bus and other vulnerable circuits used in Telecom, Computer, Industrial and Consumer electronic applications.

Maximum Ratings (T_A=25°C unless otherwise noted)

Parameter	Symbol	Value	Unit
Peak Pulse Power Dissipation with a 10/1000µs waveform ⁽¹⁾	P _{PPM}	500	Watts
Peak Pulse Current with a 10/1000µs waveform.(Fig.2) ⁽¹⁾	I _{PP}	See Next Table	Amps
Power Dissipation on Infinite Heat Sink at T _L =75°C (Fig.2)	P _{M(AV)}	3.0	Watt
Operating junction and Storage Temperature Range	T _J , T _{STG}	-55 to +150	°C

Notes:

1. Non-repetitive current pulse , per Fig. 3 and derated above TA= 25°C per Fig. 2

Electrical Characteristics (T_A=25°C unless otherwise noted)

Part Number	Device Marking Code	Reverse Stand-Off Voltage V _{RWM} (V)	Breakdown Voltage V _{BR} @I _T =1.0mA (V)	Maximum Reverse Leakage I _R @V _{RWM} (µA)	Maximum Clamping Voltage V _C @I _{PP} (V)	Maximum Peak Pulse Current I _{PP} (A)	Maximum Junction Capacitance @0V (pF)	Working Inverse Blocking Voltage V _{WIB} (V)	Inverse Blocking Leakage Current I _{IB} @V _{WIB} (mA)	Peak Inverse Voltage V _{PIB} (V)
			MIN							
SACB5.0	SAD	5.0	7.60	300	10.0	44.0	45	75	1	100
SACB6.0	SAE	6.0	7.90	300	11.2	41.0	45	75	1	100
SACB7.0	SAF	7.0	8.33	300	12.6	38.0	45	75	1	100
SACB8.0	SAG	8.0	8.89	100	13.4	36.0	45	75	1	100
SACB8.5	SAH	8.5	9.44	50	14.0	34.0	45	75	1	100
SACB10	SAK	10.0	11.10	5	16.3	29.0	45	75	1	100
SACB12	SAL	12.0	13.30	5	19.0	25.0	45	75	1	100
SACB15	SAM	15.0	16.67	5	23.6	20.0	45	75	1	100
SACB18	SAN	18.0	20.00	5	28.8	15.0	45	75	1	100
SACB22	SAP	22.0	24.40	5	35.4	14.0	45	75	1	100
SACB26	SAQ	26.0	28.90	5	42.3	11.1	45	75	1	100
SACB30	SAR	30.0	33.30	5	48.6	10.0	45	75	1	100
SACB36	SAS	36.0	40.00	5	60.0	8.6	45	75	1	100
SACB45	SAT	45.0	50.00	5	77.0	6.8	45	150	1	200
SACB50	SAU	50.0	55.50	5	88.0	5.8	45	150	1	200

Surface Mount Transient Voltage Suppressors (TVS)

SACB Series 5.0 To 50 V 500W Low Capacitance

Ratings and Characteristic Curves ($T_A=25^\circ\text{C}$ unless otherwise noted)

Figure 1 - Peak Pulse Power Rating Curve

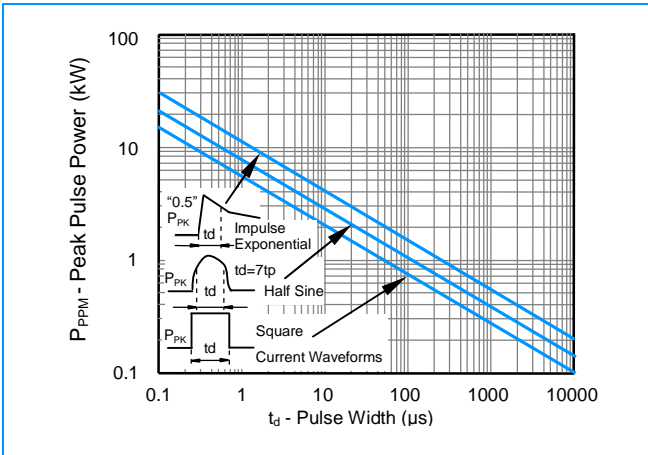


Figure 2 - Pulse Derating Curve

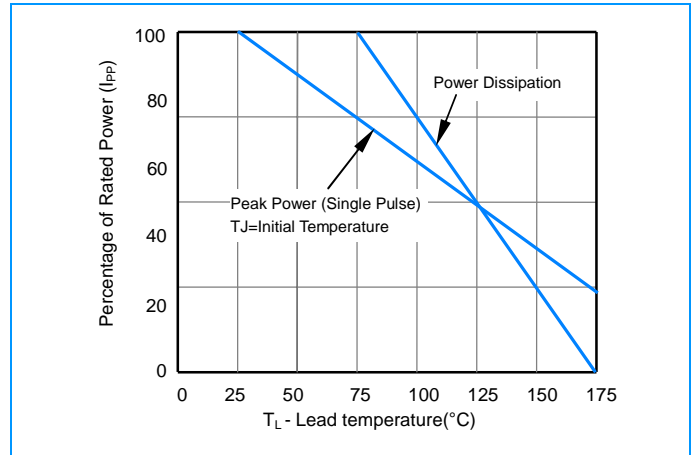


Figure 3 - Pulse Waveform

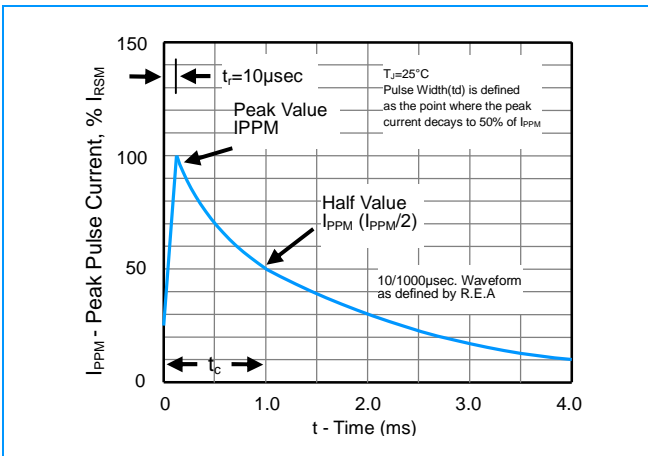
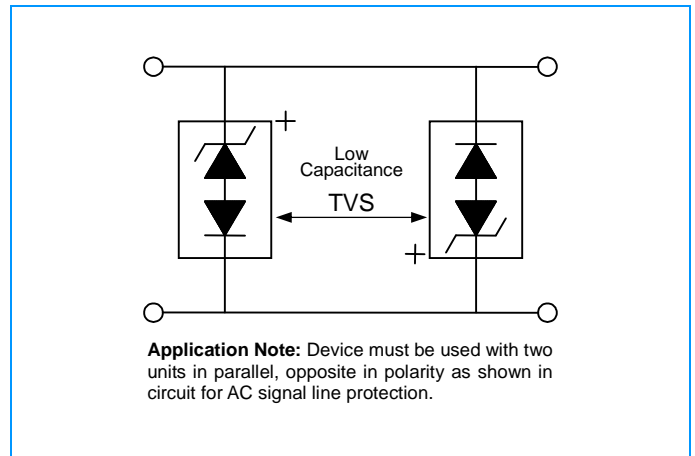


Figure 4 - AC Line Protection Application



Application Note: Device must be used with two units in parallel, opposite in polarity as shown in circuit for AC signal line protection.

Surface Mount Transient Voltage Suppressors (TVS)

SACB Series 5.0 To 50 V 500W Low Capacitance

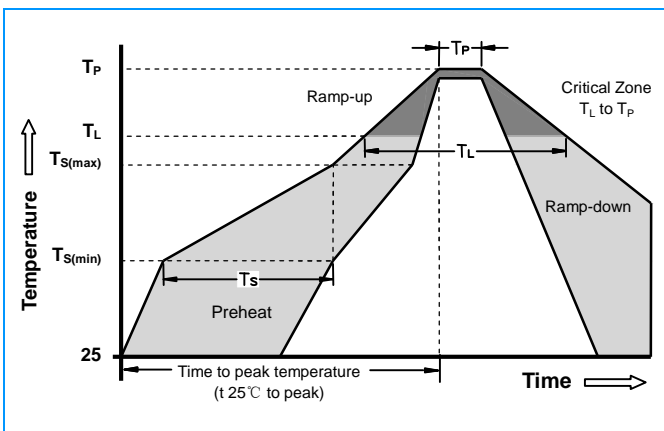
Physical Specifications

Weight	0.015 ounce, 0.4 gram
Case	JEDEC DO-204AC (DO-15) Molded Plastic over glass passivated junction
Polarity	Color band denotes cathode except Bipolar
Terminal	Matte Tin-plated leads, Solderable per JESD22-B102D

Environmental Specifications

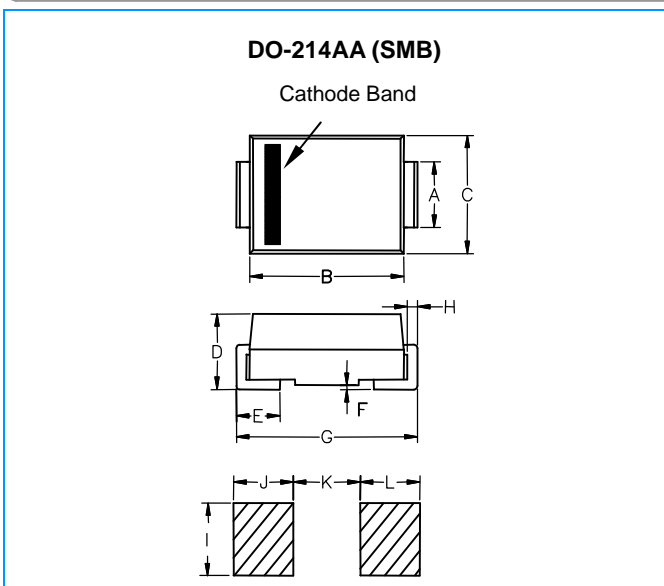
Temperature Cycle	JESD22-A104
Pressure Cooker	JESD22-A102
High Temp. Storage	JESD22-A103
HTRB	JESD22-A108
Thermal Shock	JESD22-A106

Soldering Parameters



Reflow Condition		Lead-free assembly
Pre Heat	-Temperature Min ($T_{s(min)}$)	150°C
	-Temperature Max ($T_{s(max)}$)	200°C
	- Time (min to max) (t_s)	60 -180 Seconds
Average ramp up rate (Liquidus Temp T_L) to peak		3°C/second max
$T_{s(max)}$ to T_L - Ramp-up Rate		3°C/second max
Reflow	- Temperature (T_L) (Liquidus)	217°C
	- Time (min to max) (t_s)	60 -150 Seconds
Peak Temperature (T_P)		260 +0/-5°C
Time within 5°C of actual peak Temperature (t_p)		20 -40 Seconds
Ramp-down Rate		6°C/second max
Time 25°C to peak Temperature (T_P)		8 minutes Max
Do not exceed		280°C

Dimensions

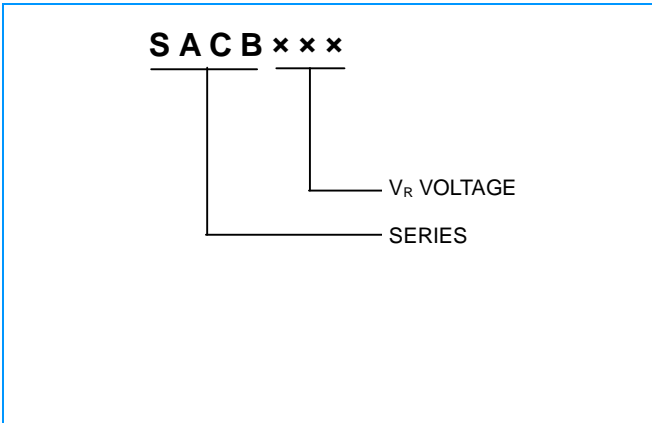


Dimensions	Inches		Millimeters	
	Min	Max	Min	Max
A	0.077	0.087	1.960	2.200
B	0.171	0.191	4.350	4.850
C	0.130	0.155	3.300	3.940
D	0.084	0.096	2.130	2.440
E	0.030	0.060	0.750	1.520
F	-	0.008	-	0.203
G	0.201	0.216	5.100	5.500
H	0.006	0.012	0.152	0.305
I	0.089	-	2.260	-
J	0.085	-	2.160	-
K	-	0.107	-	2.740
L	0.085	-	2.160	-

Surface Mount Transient Voltage Suppressors (TVS)

SACB Series 5.0 To 50 V 500W Low Capacitance

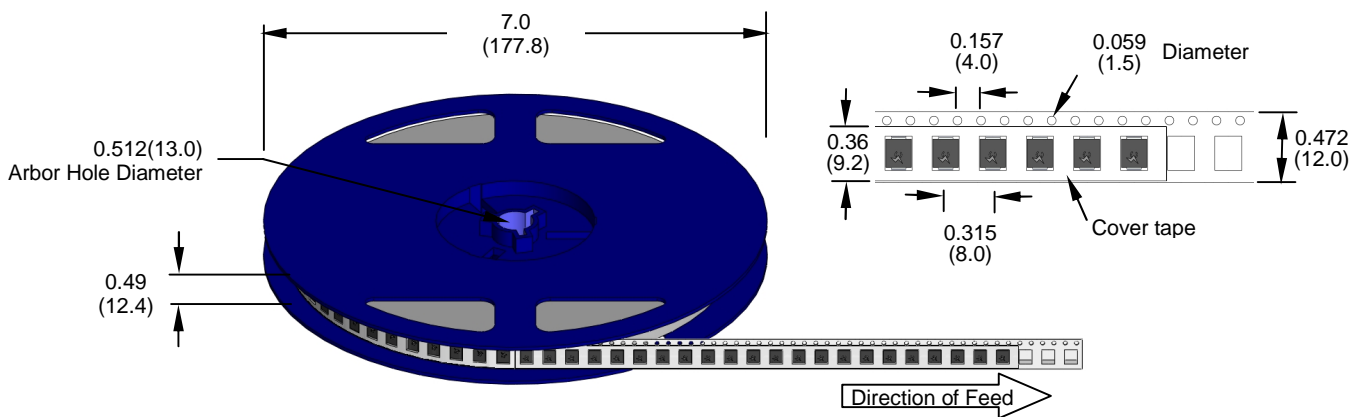
Part Numbering



Packaging

Part Number	Component Package	Quantity	Packaging Option	Packaging Specification
SACBXXX	DO-214AA(SMB)	500	Tape & Reel -12mm/7"tape	EIA STD RS-481

Tape and Reel Specifications



Dimensions are in inches (and millimeters)