

Power Schottky Rectifier - 20Amp 45~200Volt

Features

- Low forward voltage drop
- High current capability
- High reliability
- High surge current capability
- Epitaxial construction

Mechanical data

- Case : Molded plastic
- Epoxy : UL 94V-0 rate flame retardant
- Lead : Axial leads, solderable per MIL-STD-202,method 208 guaranteed
- Polarity : Color band denotes cathode end
- Mounting position : Any
- Weight : 2.1 grams

Maximum ratings and Electrical characteristics

Parameters	SB2045R	SB2060R	SB20100R	SB20150R	SB20200R	UNIT
Maximum Recurrent Peak Reverse Voltage	45	60	100	150	200	V
Maximum RMS Voltage	31	42	70	105	140	V
Maximum DC Blocking Voltage	45	60	100	150	200	V
Maximum Average Forward Rectified Current	20					A
Peak Forward Surge Current	150					A
Maximum Instantaneous Forward Voltage at 20A	Tc = 25°C	0.55	0.65	0.82	0.88	V
	Tc = 125°C	0.44	0.50	0.66	0.69	
Maximum Average Reverse Current at Rated DC Blocking Voltage	Tc = 25°C	0.5		0.05		mA
	Tc = 125°C	20		10		
Typical Junction Capacitance	500					pF
Typical Thermal Resistance R _{θJA}	15					°C/W
Operating and Storage Temperature Range	-50 to +150		-50 to +175			°C

March 2011 / Rev.6.6

SB2045R ~ SB20200R

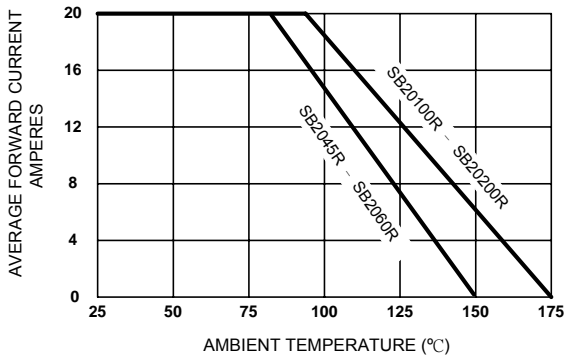


Figure 1. Forward Current Derating Curve

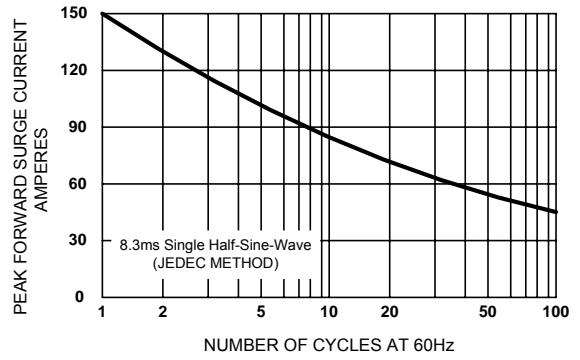


Figure 2. Maximum Non-repetitive Surge Current

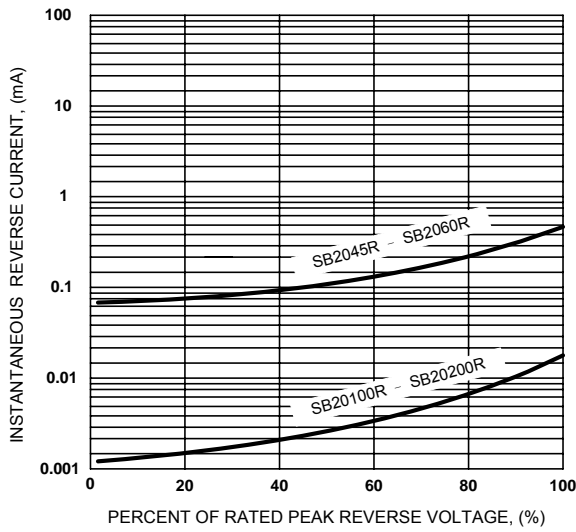


Figure 3. Typical Reverse Characteristics

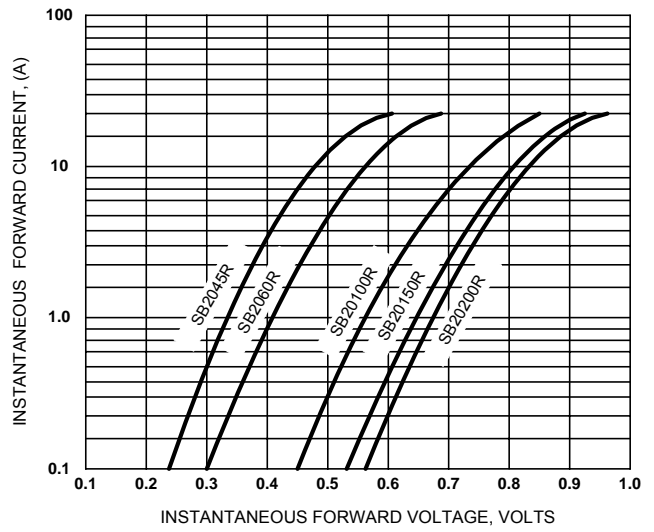


Figure 4. Typical Forward Characteristics

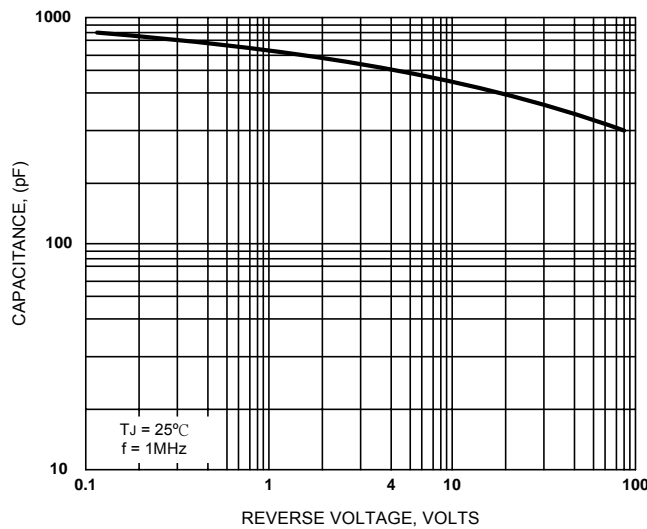


Figure 5. Typical Junction Capacitance



Sirectifier Global Corp., Delaware, U.S.A.

U.S.A.: sgc@sirectsemi.com France: ss@sirectsemi.com Taiwan: se@sirectsemi.com Hong Kong: hk@sirectsemi.com
 China: st@sirectsemi.com Thailand: th@sirectsemi.com Philippines: aiac@sirectsemi.com Belize: belize@sirectsemi.com

SB2045R~SB20200R

R-6

