



Shanghai Lunsure Electronic
Technology Co.,Ltd
Tel:0086-21-37185008
Fax:0086-21-57152769

SBL3030CT THRU SBL3045CT

Features

- Metal of Silicon Rectifier, Majority Carrier Conducton
- Guard ring for transient protection
- Low power loss,high efficiency
- High Current Capability ,High low VF
- Highsurge capacity

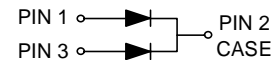
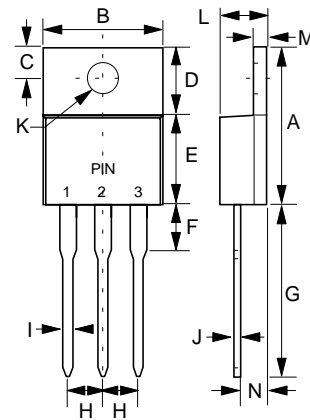
**30 Amp
Schottky
Barrier Rectifier
30 to 45 Volts**

Maximum Ratings

- Operating Temperature: -55°C to +125 °C
- Storage Temperature:-55°C to +150°C

Catalog Number	Maximum Reccurent Peak Reverse Voltage	Maximum RMS Voltage	Maximum DC Blocking Voltage
SBL3030CT	30V	21V	30V
SBL3040CT	40V	28V	40V
SBL3045CT	45V	31.5 V	45V

TO-220AB



Electrical Characteristics @ 25°C Unless Otherwise Specified

Average Forward Current	$I_{F(AV)}$	30 A	$T_C = 100^\circ\text{C}$
Peak Forward Surge Current	I_{FSM}	250A	8.3ms, half sine
Maximum Instantaneous Forward Voltage	V_F	.55V	$I_{FM} = 15\text{ A};$ $T_J = 25^\circ\text{C}$
Maximum DC Reverse Current At Rated DC Blocking Voltage	I_R	1.0mA 75mA	$T_J = 25^\circ\text{C}$ $T_J = 100^\circ\text{C}$

*Pulse Test: Pulse Width 300μsec, Duty Cycle 1%

** Used With Heat Sink Together

DIM	DIMENSIONS				NOTE
	INCHES		MM		
A	.560	.625	14.22	15.88	
B	.380	.420	9.65	10.67	
C	.100	.135	2.54	3.43	
D	.230	.270	5.84	6.86	
E	.380	.420	9.65	10.67	
F	-----	.250	-----	6.35	
G	.500	.580	12.70	14.73	
H	.090	.110	2.29	2.79	
I	.020	.045	0.51	1.14	
J	.012	.025	0.30	0.64	
K	.139	.161	3.53	4.09	∅
L	.140	.190	3.56	4.83	
M	.045	.055	1.14	1.40	
N	.080	.115	2.03	2.92	

RATING AND CHARACTERISTIC CURVES
SBL3030CT thru SBL3045CT



FIG.1 - FORWARD CURRENT DERATING CURVE

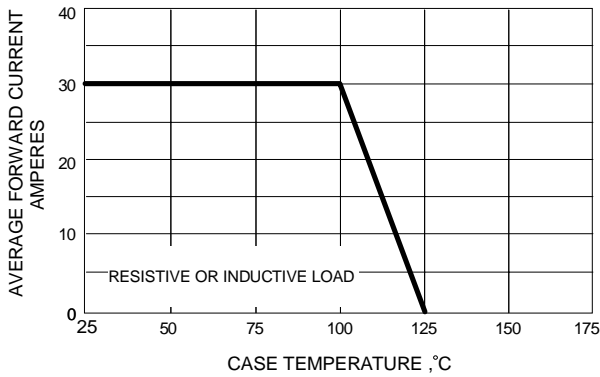


FIG.2 - MAXIMUM NON-REPETITIVE SURGE CURRENT

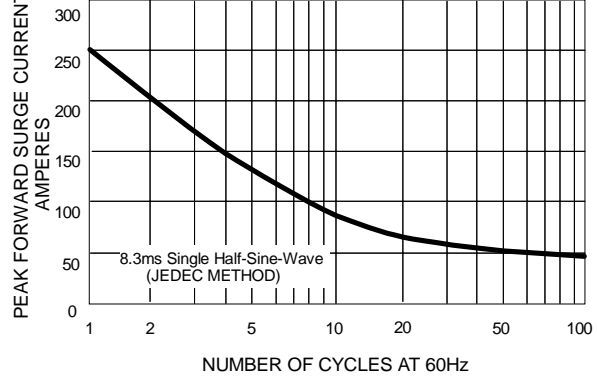


FIG.3 - TYPICAL REVERSE CHARACTERISTICS

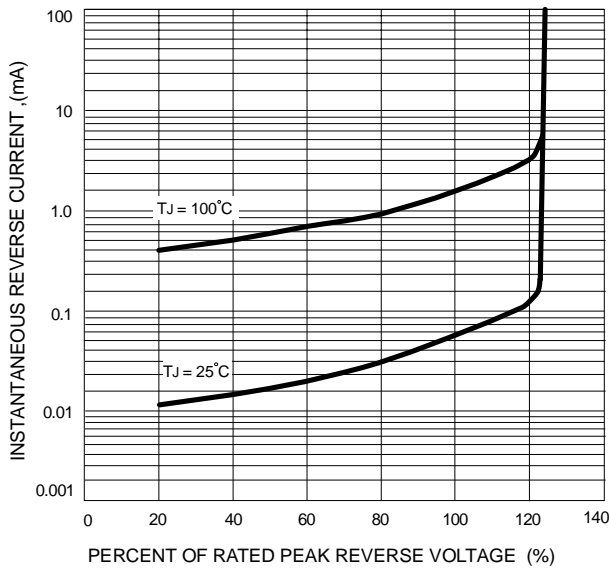


FIG.4 - TYPICAL FORWARD CHARACTERISTICS

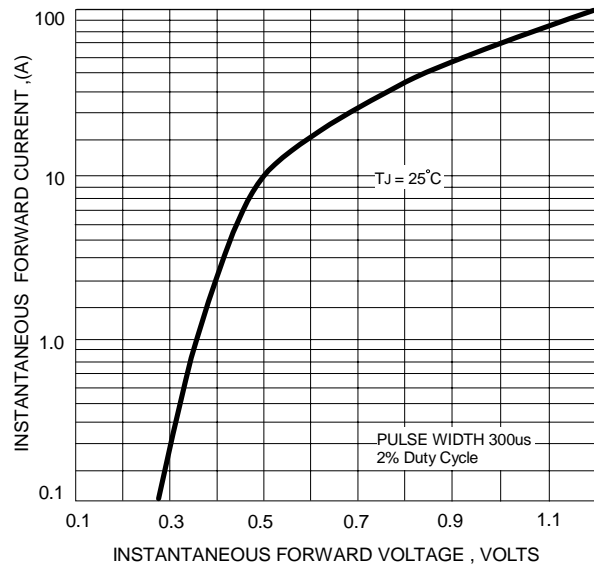


FIG.5 - TYPICAL JUNCTION CAPACITANCE

